

QuMax for Robustel R3000

INTEGRATED MULTI-BAND 5G DIRECTIONAL ANTENNA + WI-FI 6E OMNI ANTENNA + GPS ANTENNA + POE SPLITTER + PLACE TO INSTALL ROBUSTEL R3000 (ALL-IN-ONE)

QuMax antenna for Robustel R3000 router is a perfect outdoor device for improving the signal in rural/suburban and locations where the mobile signal is weak. It has embedded directional 5G, omni Wi-Fi 6E and GPS antenna. If you use R3000 with QuMax antenna, you get an integrated complete solution with embedded router and multi band antennas in one enclosure.

Wi-Fi 6E support!

The set contains a PoE splitter, allowing you to split data and power from a single Ethernet cable and maintain gigabit transfer speeds while protecting the LAN port from damage caused by overvoltage, short circuit or improper connection.



OUTDOOR ANTENNA WORKS IN ANY WEATHER CONDITIONS, IP67



MOUNTING SYSTEM WITH TWO PLANES, 60 DEGREES REGULATION



WIDE BAND 600-6000MHZ, 5G TECHNOLOGY



ANTENNA PERFECTLY MATCHED WITH THE ROBUSTEL R3000



ALL ANTENNAS AND ROBUSTEL ROUTER INTEGRATED IN ONE ENCLOSURE



5G / LTE ANTENNA SPECIFICATION

| | |
|---------------------|--|
| FREQUENCY | 617 - 960 MHz 1.7 - 2.7 GHz 3.3 - 4.6 GHz 4.7 - 6.0 GHz |
| GAIN | 617 - 960 MHz : 6 dBi 1.7 - 2.7 GHz : 7 dBi 3.3 - 4.6 GHz : 7 dBi 4.7 - 6.0 GHz : 5.5dBi |
| SUPPORTED LTE BANDS | 1, 2, 3, 4, 5, 7, 8, 9, 10, 12, 13, 14, 17, 18, 19, 20, 22, 25, 26, 27, 28, 29, 30, 33, 34, 35, 36, 37, 38, 39, 40, 41, 42, 43, 44, 46, 47, 48, 49, 52, 53, 65, 66, 67, 68, 69, 71, 85, 103, 106 |
| SUPPORTED 5G BANDS | n1, n2, n3, n5, n7, n8, n12, n13, n14, n18, n20, n25, n26, n28, n29, n30, n34, n38, n39, n40, n41, n46, n47, n48, n53, n65, n66, n67, n71, n77, n78, n79, n80, n81, n82, n83, n84, n85, n86, n89, n90, n95, n97, n98, n100, n101, n256 |
| VSWR | <2.00, max <3.00 |
| BEAMWIDTH | 80°/80° ±15° |
| POLARIZATION | X (±45degrees) |
| IMPEDANCE | 50 Ω |

WI-FI ANTENNA SPECIFICATION

| | |
|--------------|---|
| FREQUENCY | 2.4 - 2.5 GHz 5.0 - 7.2 GHz |
| GAIN | 2.4 - 2.5 GHz: 6dBi 5 GHz: 7.5dBi 7 GHz: 7.5dBi |
| VSWR | < 1.50, max < 2.00 |
| BEAMWIDTH | 360°/25° |
| POLARIZATION | Vertical |
| IMPEDANCE | 50 Ω |

MECHANICAL SPECIFICATION

| | |
|-----------------------|--|
| MATERIALS | ABS, aluminum, PTFE, fiberglass |
| CONNECTOR TYPE | RJ45 |
| INGRESS PROTECTION | IP67 |
| DIMENSIONS | 26.9 x 26.95 x 17.7 cm 10.6 x 10.6 x 7 inch |
| WEIGHT | 2.8 kg 6.17 lbs |
| OPERATING TEMPERATURE | From -40°C to 80°C From -40°F to 176°F |
| MAST DIAMETER | 25-60mm 0.98-2.36 inch |

FREQUENCY BANDS

LTE / 4G

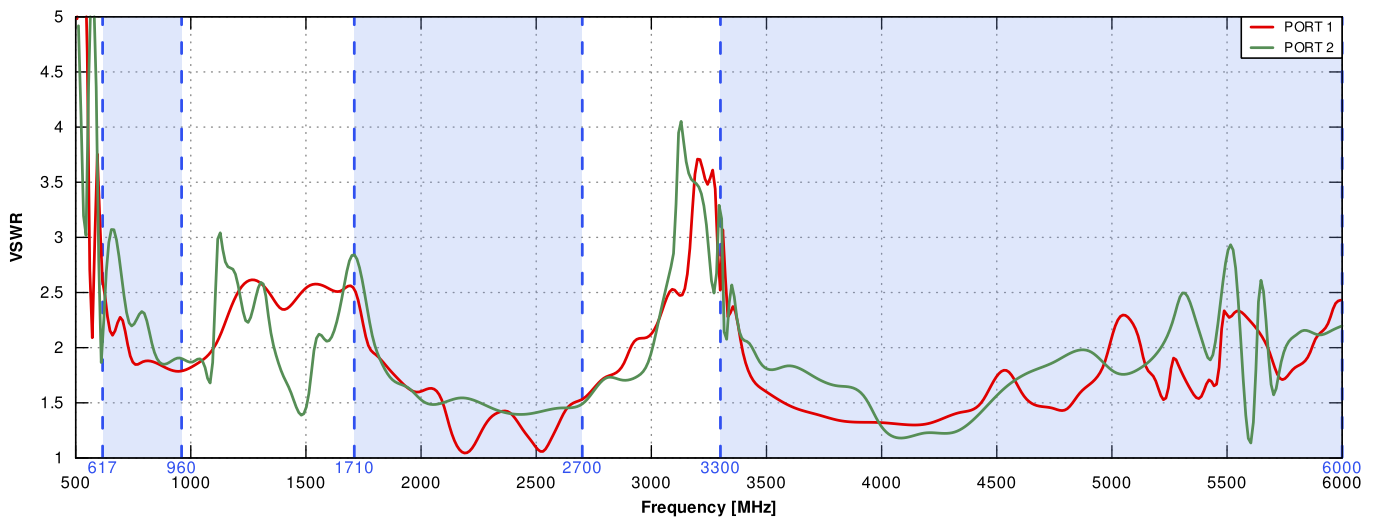
| | | | | | | | | |
|------------|-----|----|----|----|----|----|-----|-------------|
| | 1 | 2 | 3 | 4 | 5 | 7 | 8 | |
| | 9 | 10 | 12 | 13 | 14 | 17 | 18 | |
| | 19 | 20 | 22 | 25 | 26 | 27 | 28 | |
| 617 MHz | 29 | 30 | 33 | 34 | 35 | 36 | 37 | 6000 MHz |
| | 38 | 39 | 40 | 41 | 42 | 43 | 44 | |
| | 46 | 47 | 48 | 49 | 52 | 53 | 65 | |
| | 66 | 67 | 68 | 69 | 71 | 85 | 103 | |
| | 106 | | | | | | | |

5G

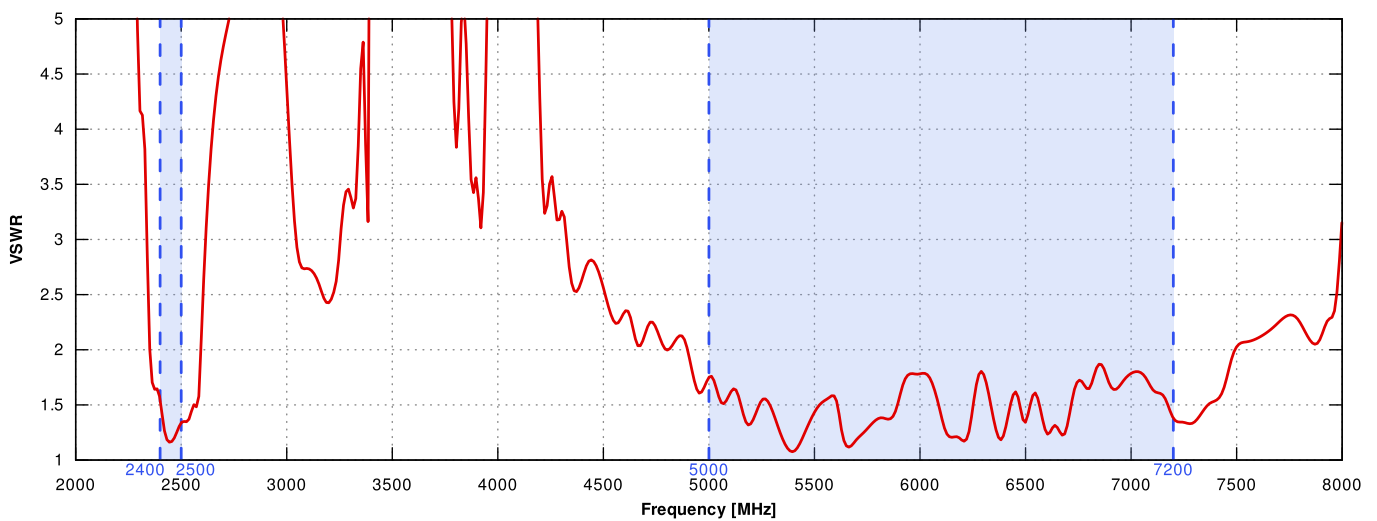
| | | | | | | | | |
|------------|-----|-----|------|------|------|-----|-----|-------------|
| | n1 | n2 | n3 | n5 | n7 | n8 | n12 | |
| | n13 | n14 | n18 | n20 | n25 | n26 | n28 | |
| | n29 | n30 | n34 | n38 | n39 | n40 | n41 | |
| 617 MHz | n46 | n47 | n48 | n53 | n65 | n66 | n67 | 6000 MHz |
| | n71 | n77 | n78 | n79 | n80 | n81 | n82 | |
| | n83 | n84 | n85 | n86 | n89 | n90 | n95 | |
| | n97 | n98 | n100 | n101 | n255 | | | |

PLOTS

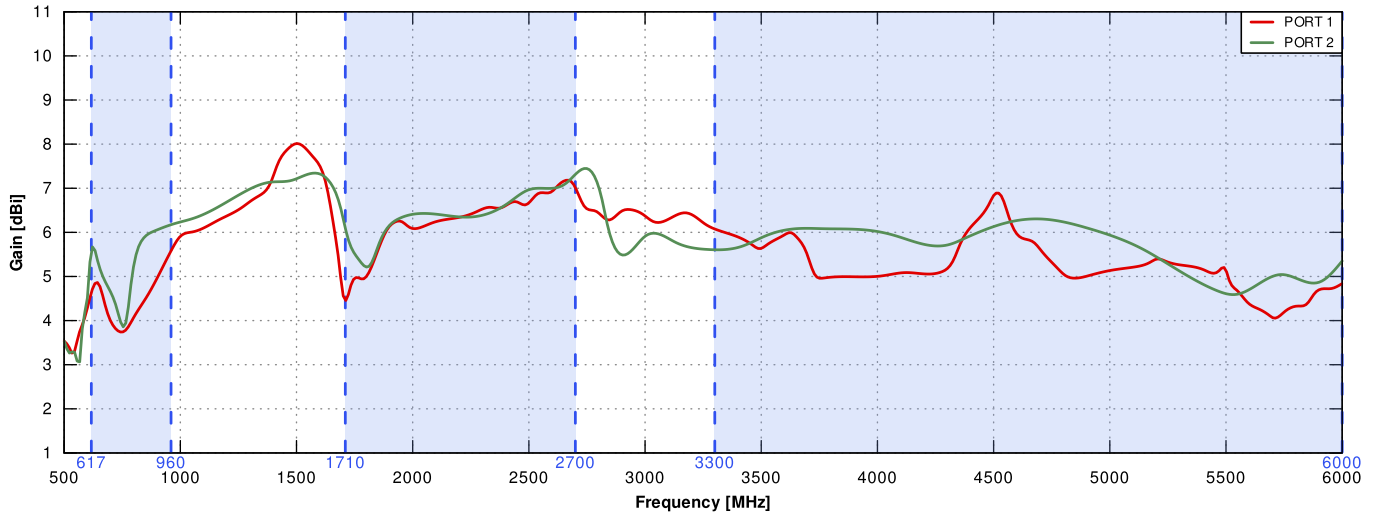
LTE VSWR



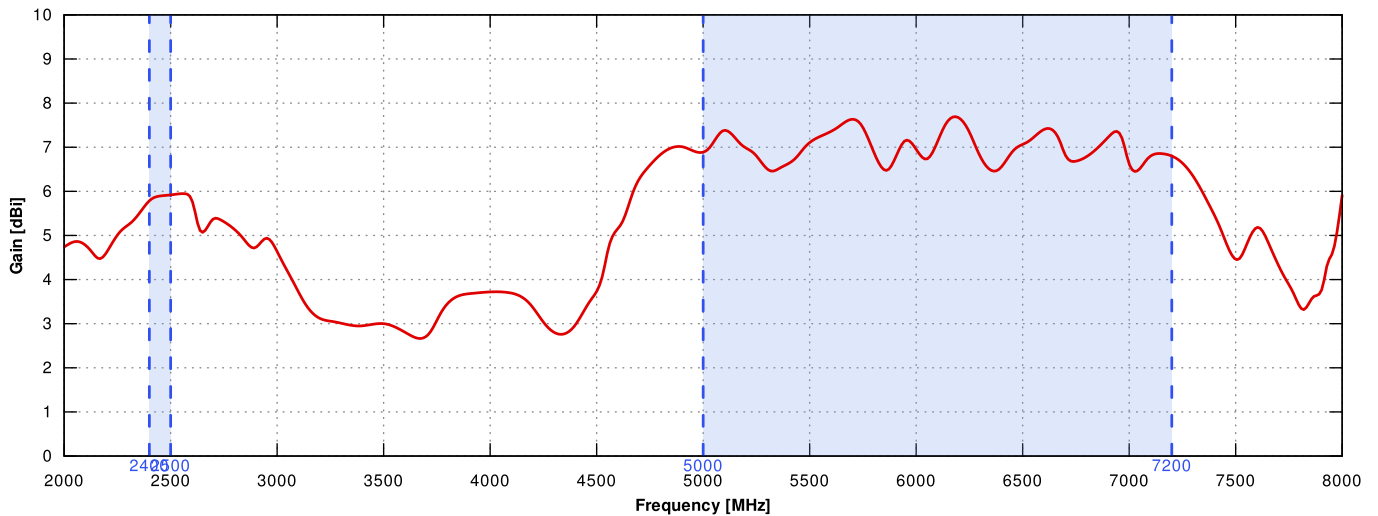
WI-FI VSWR



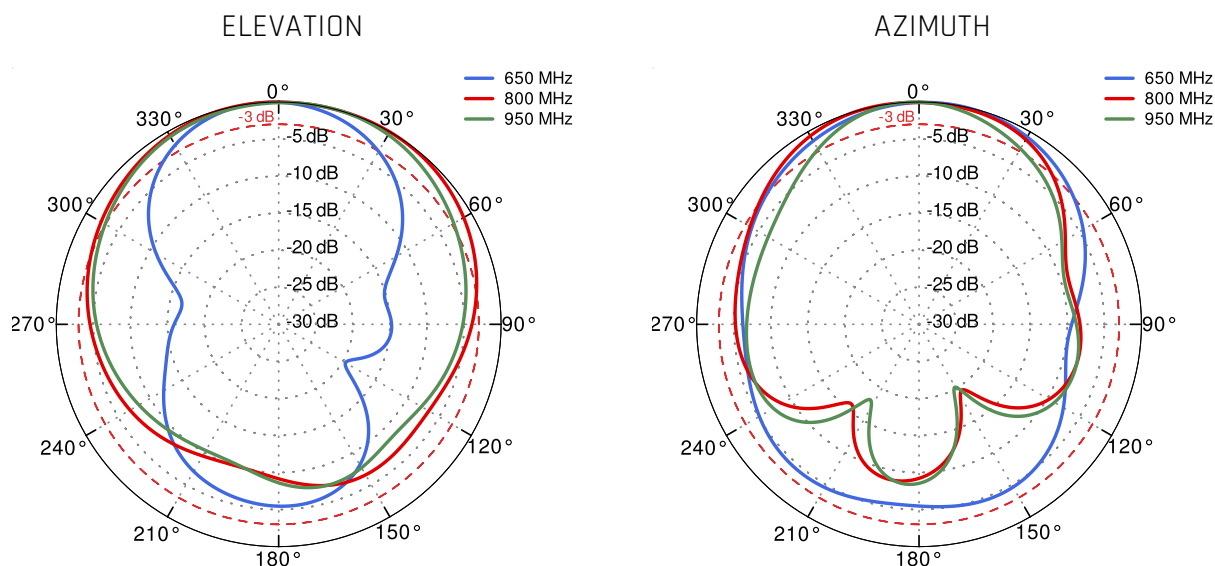
LTE Gain



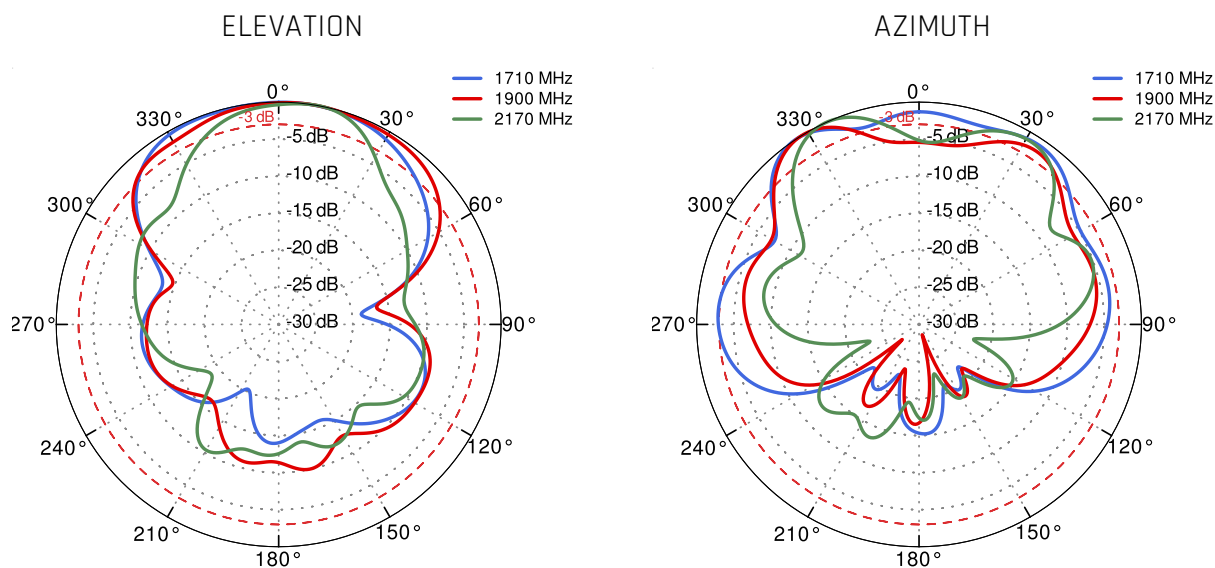
WI-FI Gain



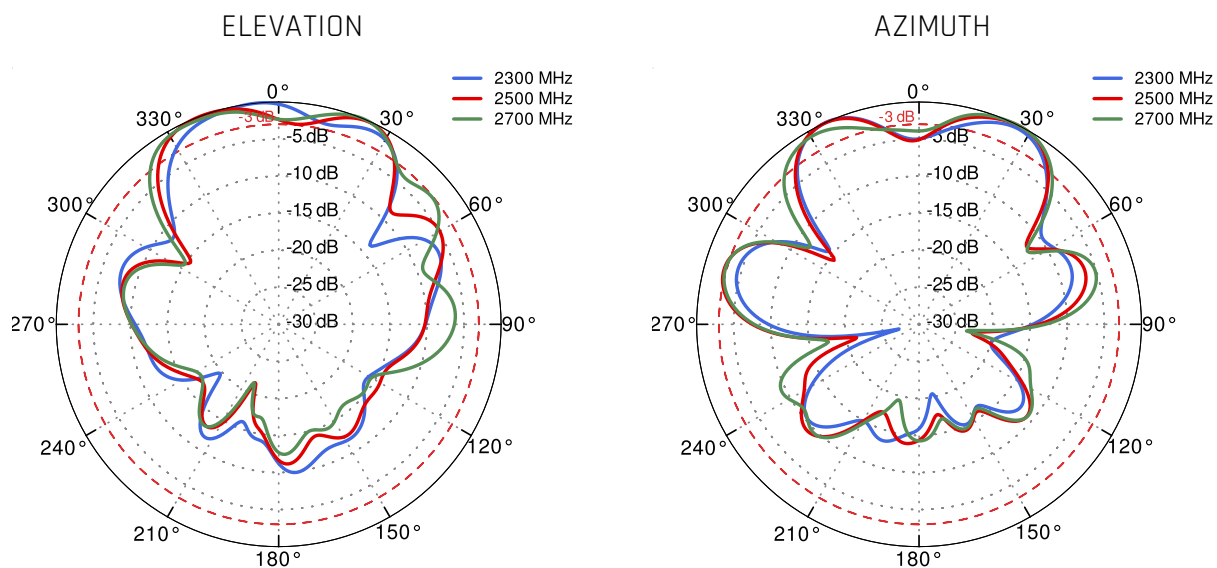
PORT 1 - 5G/LTE from 650MHz to 950MHz



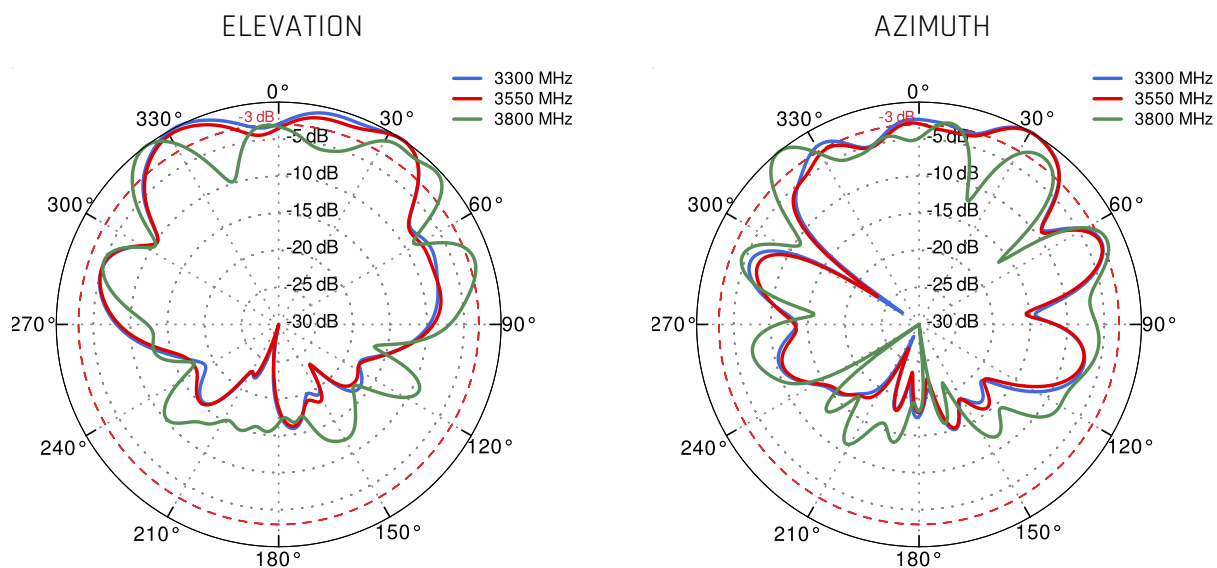
PORT 1 - 5G/LTE from 1.71GHz to 2.17GHz



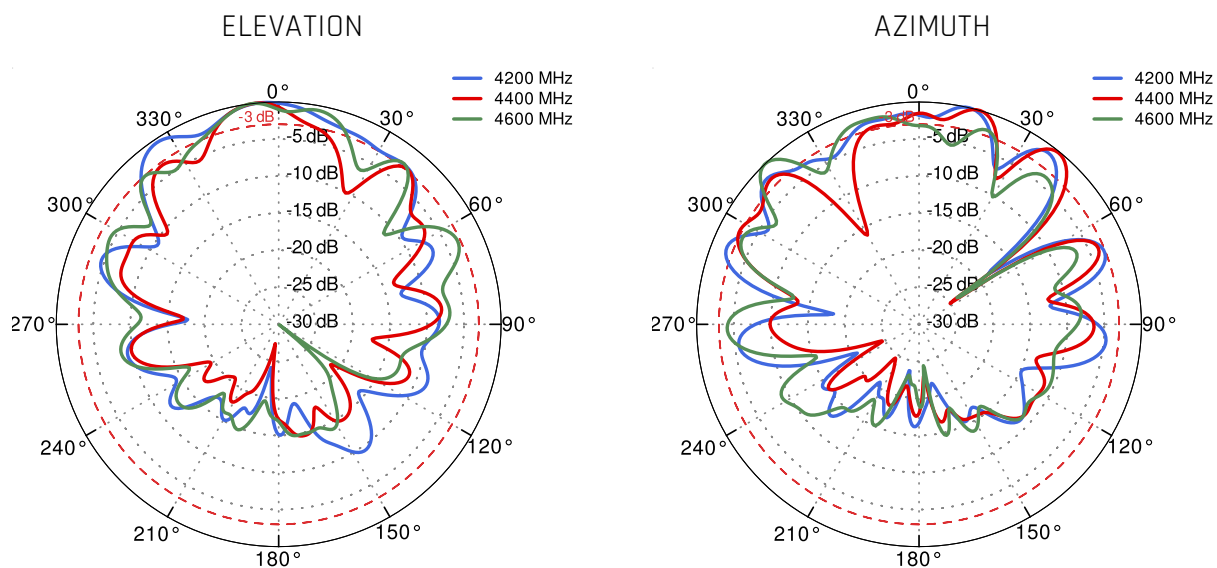
PORT 1 - 5G/LTE from 2.3GHz to 2.7GHz



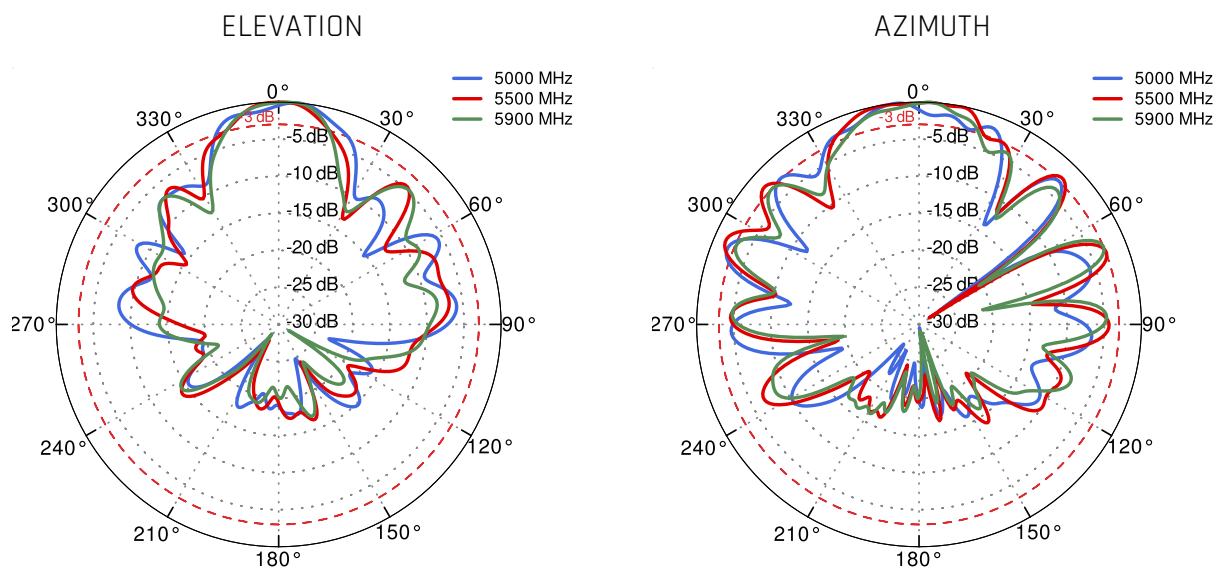
PORT 1 - 5G/LTE from 3.3GHz to 3.8GHz



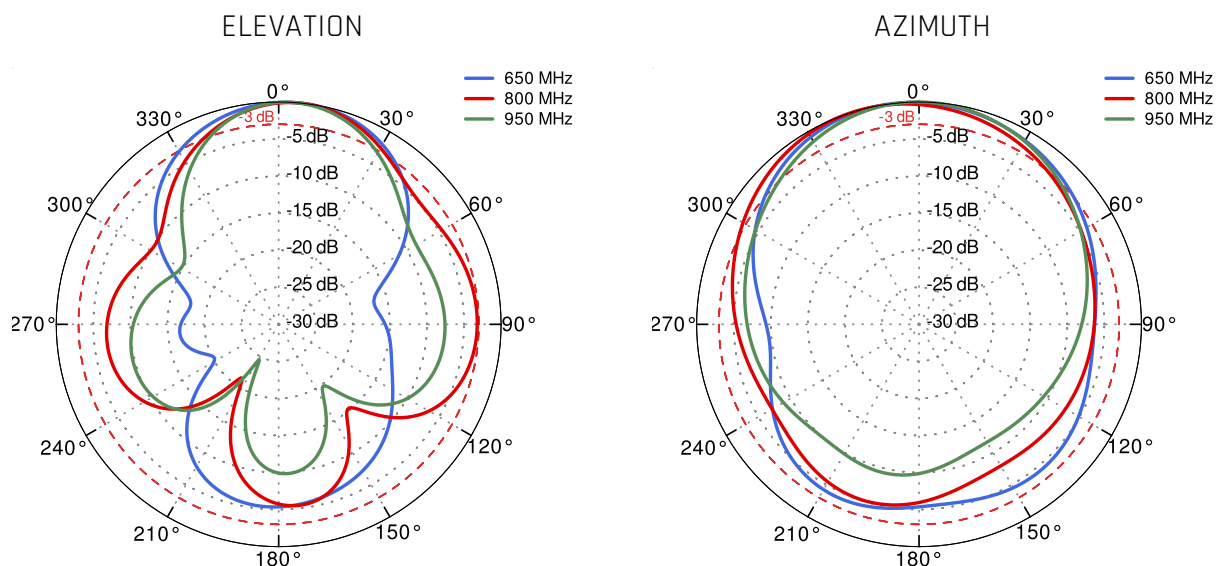
PORT 1 - 5G/LTE from 4.2GHz to 4.6GHz



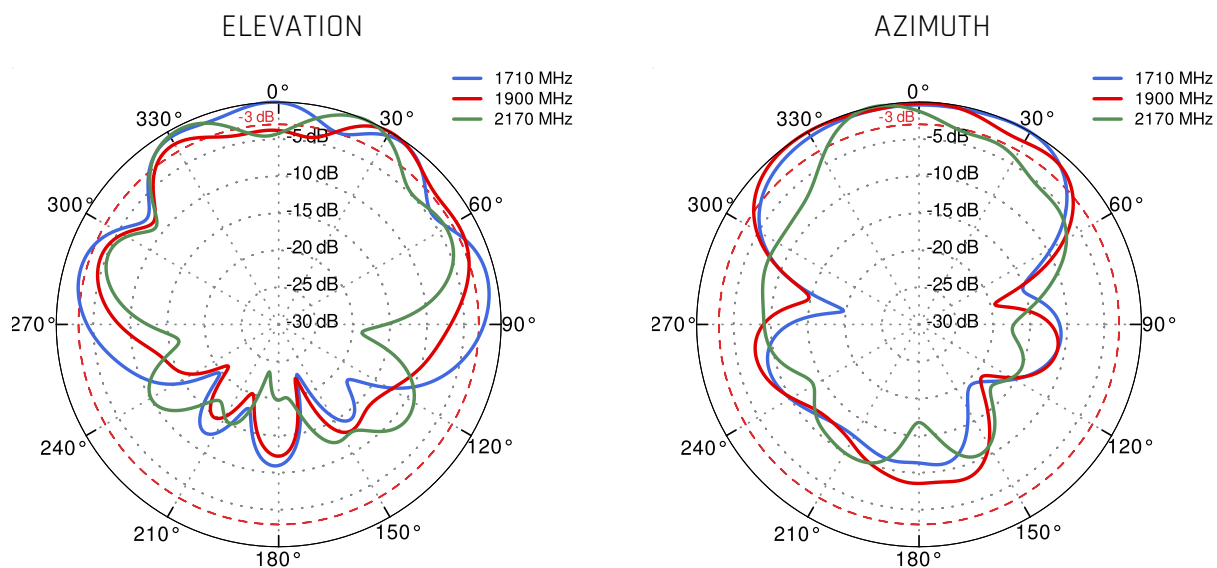
PORT 1 - 5G/LTE from 5.0GHz to 5.9GHz



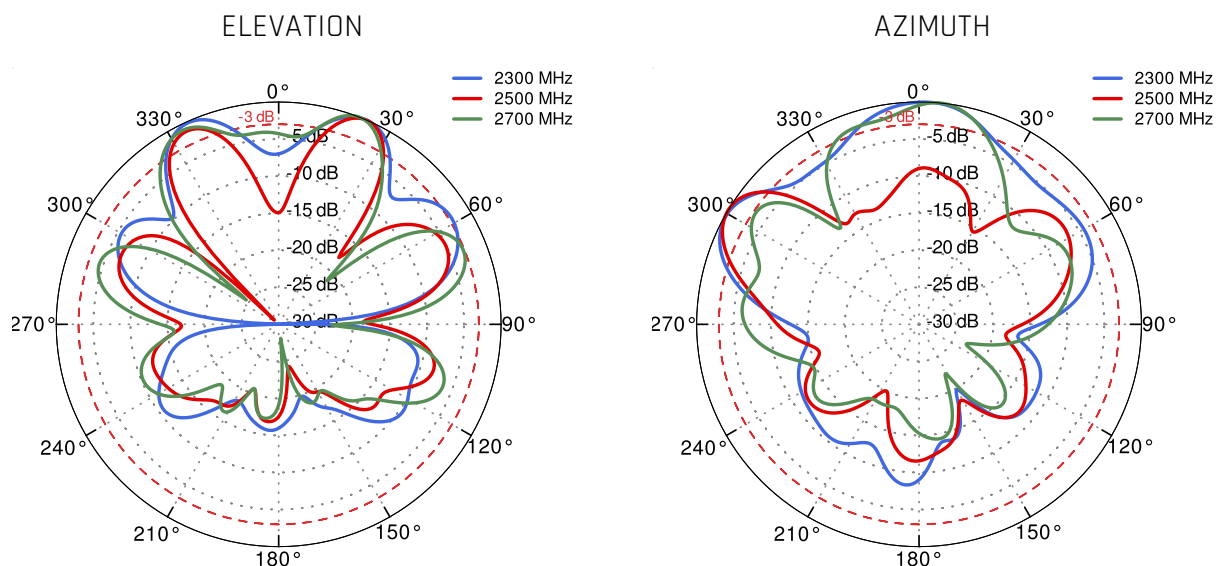
PORT 2 - 5G/LTE from 650MHz to 950MHz



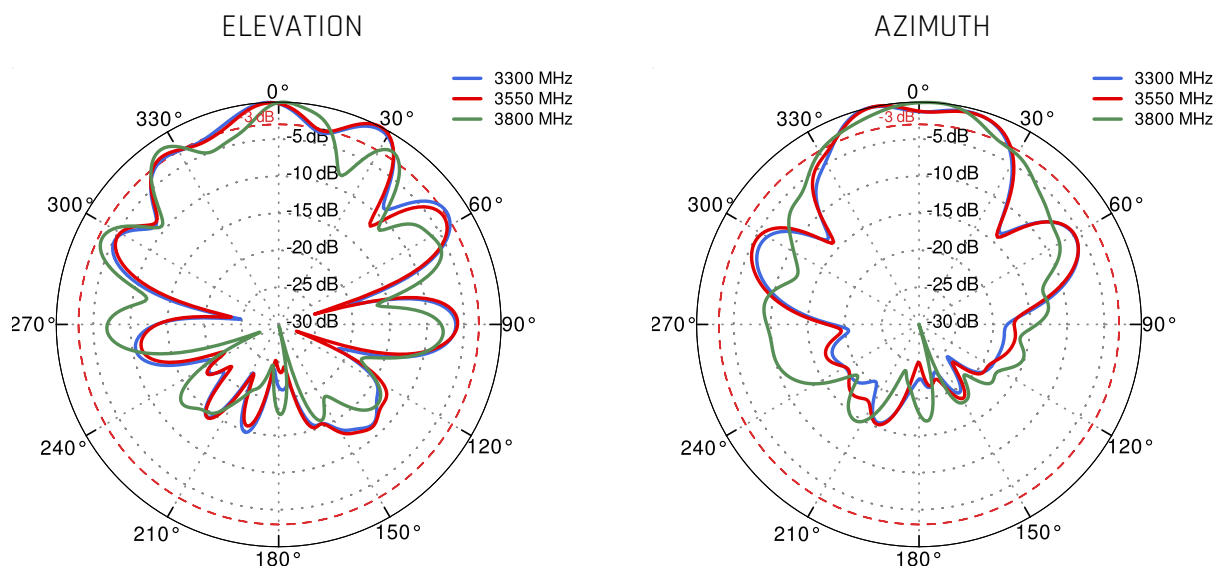
PORT 2 - 5G/LTE from 1.71GHz to 2.17GHz



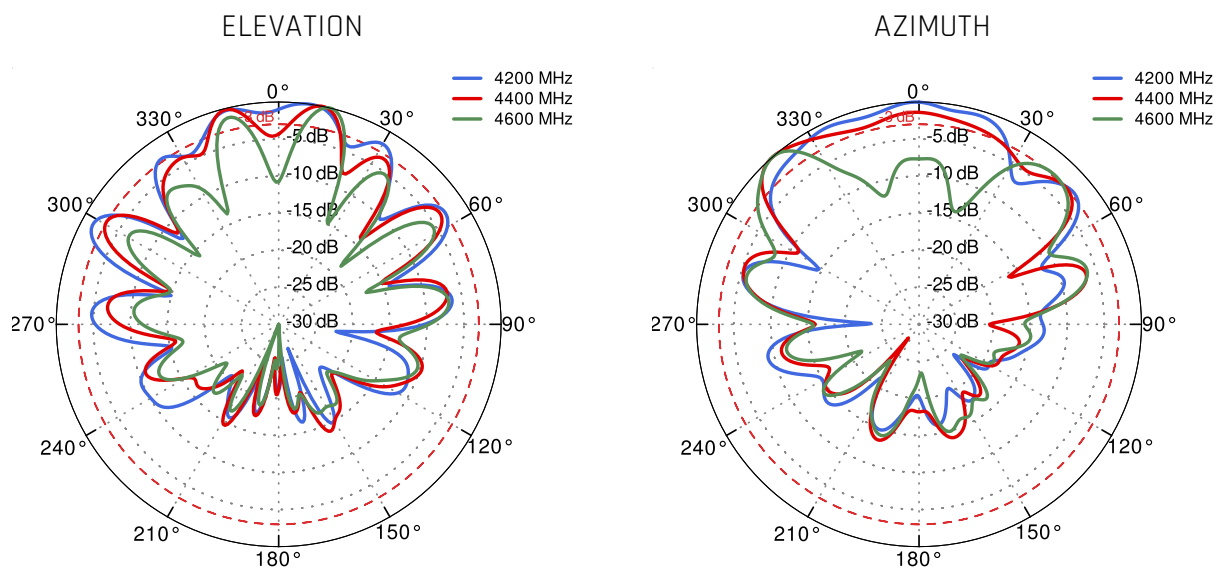
PORT 2 - 5G/LTE from 2.3GHz to 2.7GHz



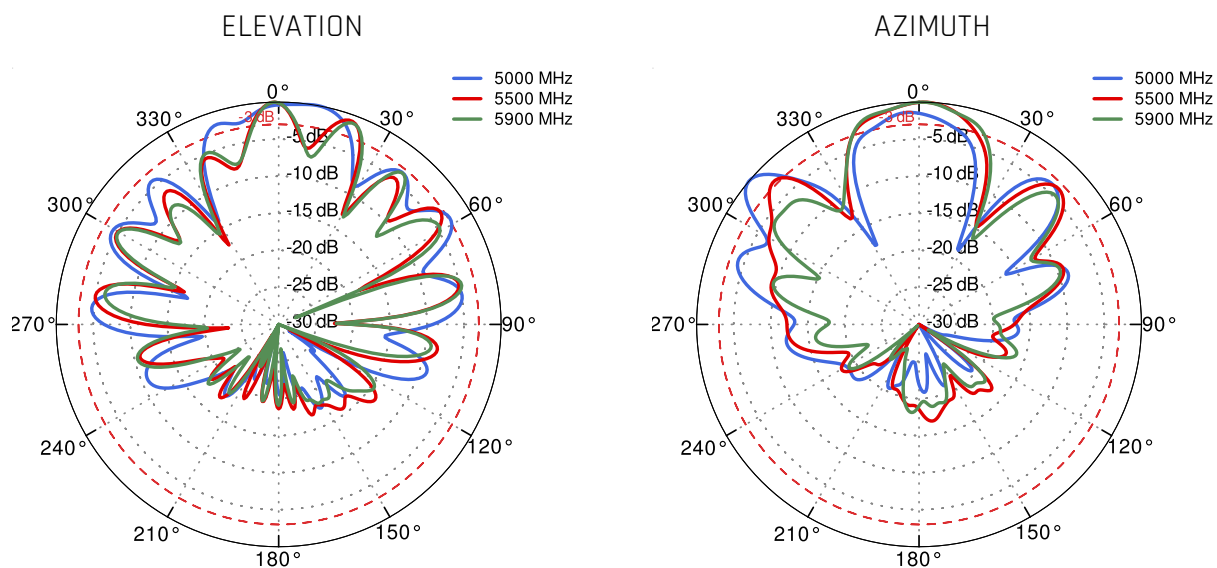
PORT 2 - 5G/LTE from 3.3GHz to 3.8GHz



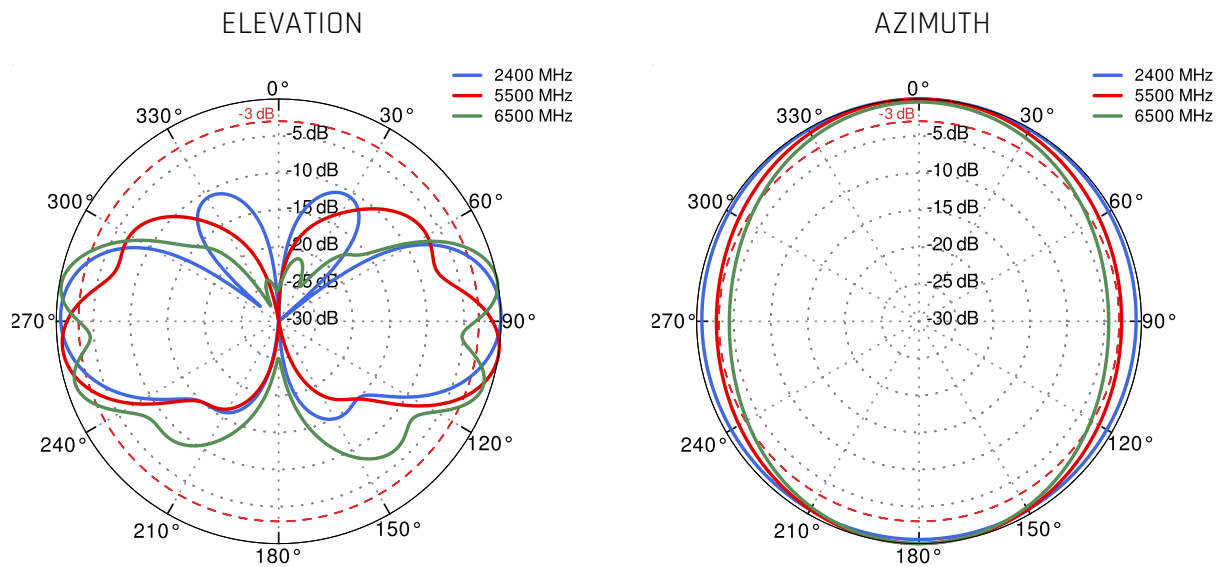
PORT 2 - 5G/LTE from 4.2GHz to 4.6GHz



PORT 2 - 5G/LTE from 5.0GHz to 5.9GHz



Wi-Fi From 2.4 GHz to 6.5 GHz



DIMENSIONS

