



# QuCam for Teltonika RUT240/RUT241

**Outdoor CCTV LTE PoE gateway with embedded LTE router & PoE switch for CCTV cameras.**

QuCam for RUT2xx series is a powerful outdoor industrial gateway for professional CCTV application with embedded PoE switch for up to 3x CCTV cameras and place to install Teltonika RUT200, RUT230, RUT240, RUT241 or RUT260 (not included in gateway set). QuCam for RUT241 also has integrated omnidirectional LTE and Wi-Fi antennas. The mobile router delivers high performance for mission-critical cellular communication in harsh and hazardous environments where a wide operating temperature is required. Equipped with an external SIM holder.



## LTE ANTENNA SPECIFICATION

FREQUENCY	694 - 960 MHz 1.7 - 2.2 GHz 2.5 - 2.7 GHz
SUPPORTED LTE/5G BANDS	1, 2, 3, 4, 5, 7, 8, 9, 10, 12, 13, 14, 17, 18, 19, 20, 25, 26, 27, 28, 29, 33, 34, 35, 36, 37, 38, 39, 44, 65, 66, 67, 68, 69, 85, 103, n80, n81, n82, n83, n84, n86, n89, n95, n98, n100, n101, n256
GAIN	694 - 960 MHz : 2 dBi 1.7 - 2.2 GHz : 2 dBi 2.5 - 2.7 GHz : 4 dBi
VSWR	<1.50, max <2.50
BEAMWIDTH	360°/25° ±5°
POLARIZATION	Vertical
IMPEDANCE	50 Ω

## WI-FI ANTENNA SPECIFICATION

FREQUENCY	2.4 - 2.5 GHz
GAIN	3 dBi
VSWR	<1.70, max <2.00
BEAMWIDTH	360°/25° ±5°
POLARIZATION	Vertical
IMPEDANCE	50 Ω

## POE SWITCH SPECIFICATION

LAN PORTS	6x RJ45 10/100Mbps
POE INPUT	1x Passive PoE input 44-60V (LAN_5)
POE OUTPUT	4x Active PoE 802.3af/at (LAN_1-4) 1x Passive PoE output 24V/24W (LAN_6)
POE OUTPUT PROTECTION	LAN_1-4: 0.75A, LAN_5: 1.25A (separate resettable fuses)
PASSIVE POE MODE	mode B (4,5+) (7,8-)
LEDS	1x Power on (white, on board), 6x Link (orange, on port), 6x Transmit (green, on port)
OPERATING TEMPERATURE	-10°C ... +40°C
INSTALLATION	4x holes Ø2.5mm
DIMENSIONS	73mm x 145mm x 17mm (WxLxH)
WEIGHT	69.5g

## POWER SUPPLY ELECTRICAL INPUT SPECIFICATION

INPUT VOLTAGE	110 ... 240VAC
INPUT FREQUENCY	50 ... 60Hz
INPUT CURRENT	max. 2A RMS
INRUSH CURRENT	max. 30A
AC LEAKAGE CURRENT	max. 3.5mA
EFFICIENCY	min. 80% @ 100VAC, 84% @ 240VAC
DIELECTRIC STRENGTH (PRIMARY TO SECONDARY)	2kVAC/5mA/1s
INPUT SOCKET	IEC320-C6
AC POWER CORD	1.5m length, 3 pins EU or UK plug

## POWER SUPPLY ELECTRICAL OUTPUT SPECIFICATION

OUTPUT VOLTAGE	56VDC
MIN. LOAD	0A
MAX. LOAD	1A
PEAK LOAD	1.46A
OUTPUT POWER	56W
LINE REGULATION	± 3%
LOAD REGULATION	± 5%

<b>RIPPLE</b>	560mVpp
<b>TURN ON DELAY TIME</b>	max. 5s
<b>RISE TIME</b>	max. 40ms
<b>HOLD UP TIME</b>	min. 5ms
<b>OVERSHOOT</b>	max. 15%
<b>PROTECTIONS</b>	Short circuit, over current (110 ... 200% of DC output)
<b>ETHERNET PORTS</b>	Input (LAN): 1x RJ45 10/100Mbps Output (PoE): 1x RJ45 10/100Mbps
<b>POE MODE</b>	mode B: pins 4,5 + / pins 7,8 -
<b>LEDS</b>	Green: Power supply is on Orange: PoE device connected

## **POWER SUPPLY MECHANICAL SPECIFICATION**

<b>MTBF</b>	30,000 operating hours confidence-level at 80% load, 25°C
<b>OPERATING TEMPERATURE</b>	-10°C ... +45°C
<b>STORAGE TEMPERATURE</b>	-20°C ... +85°C
<b>HUMIDITY</b>	5% @ 0°C, 90% @ 40°C
<b>SIZE</b>	146 x 59 x 30mm (LxWxH)
<b>SAFETY</b>	CE: EMC/LVD / FCC Part 15 Class B/ EN55022 Class B/ EN55024

## FREQUENCY BANDS

**LTE / 4G GSM**

	5	8	12	13	14	17	18	
617	19	20	26	27	28	29	44	960
MHz	67	68	85	103	n81	n82	n83	MHz
	n98	n100						

**LTE / 4G UMTS**

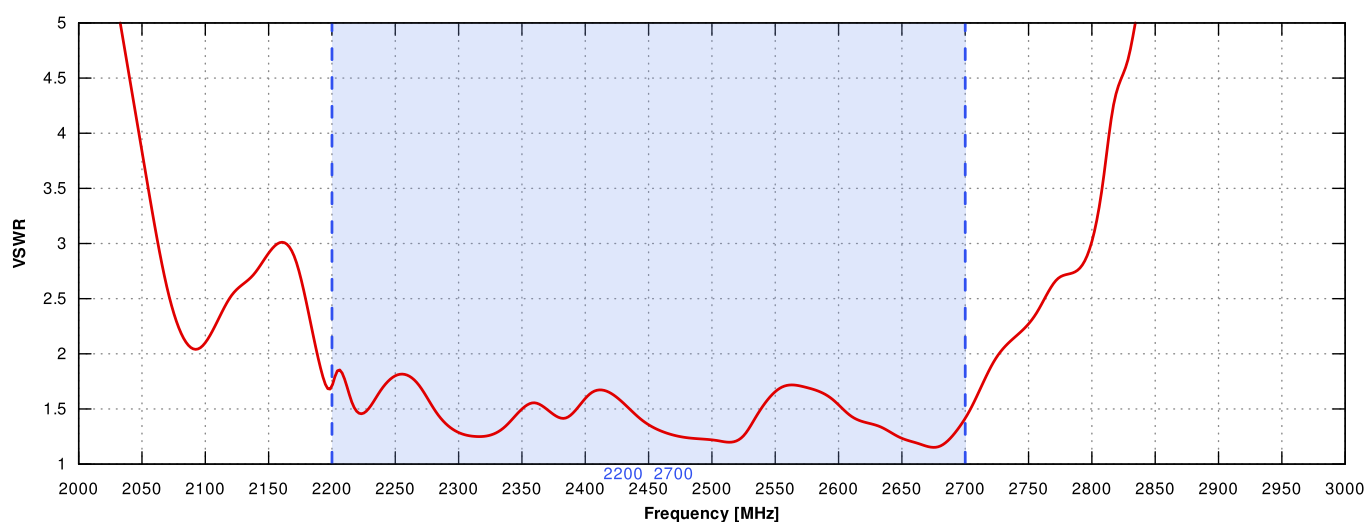
	1	2	3	4	9	10	25	
1710	33	34	35	36	37	39	n80	2170
MHz	n84	n86	n95	n98	n101			MHz

**LTE / 4G**

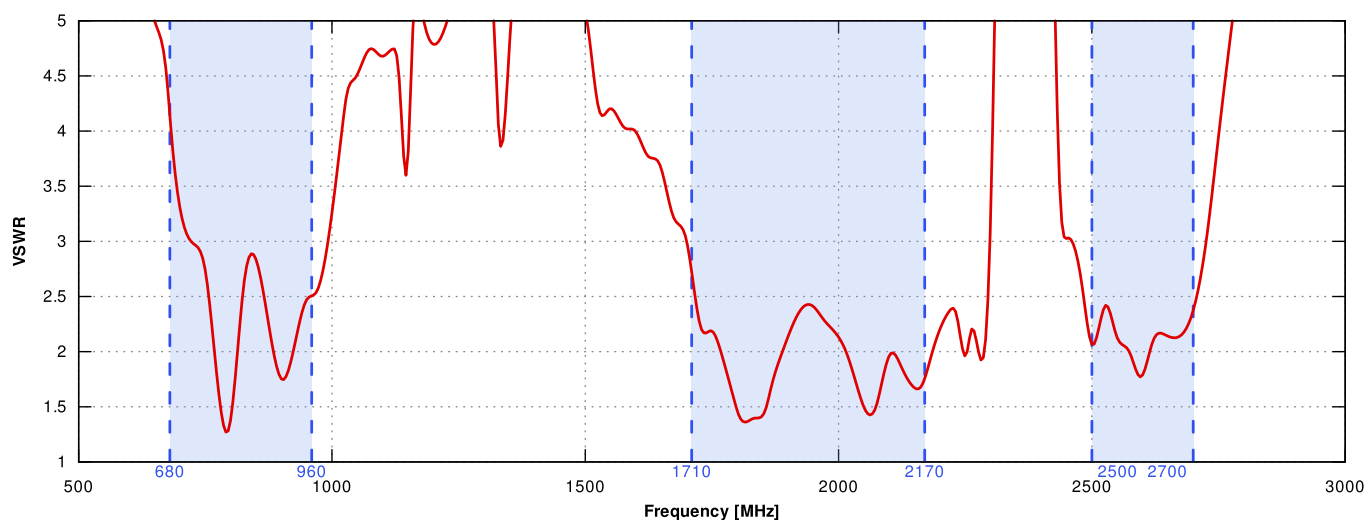
2400	7	38	69	2700
MHz				MHz

## PLOTS

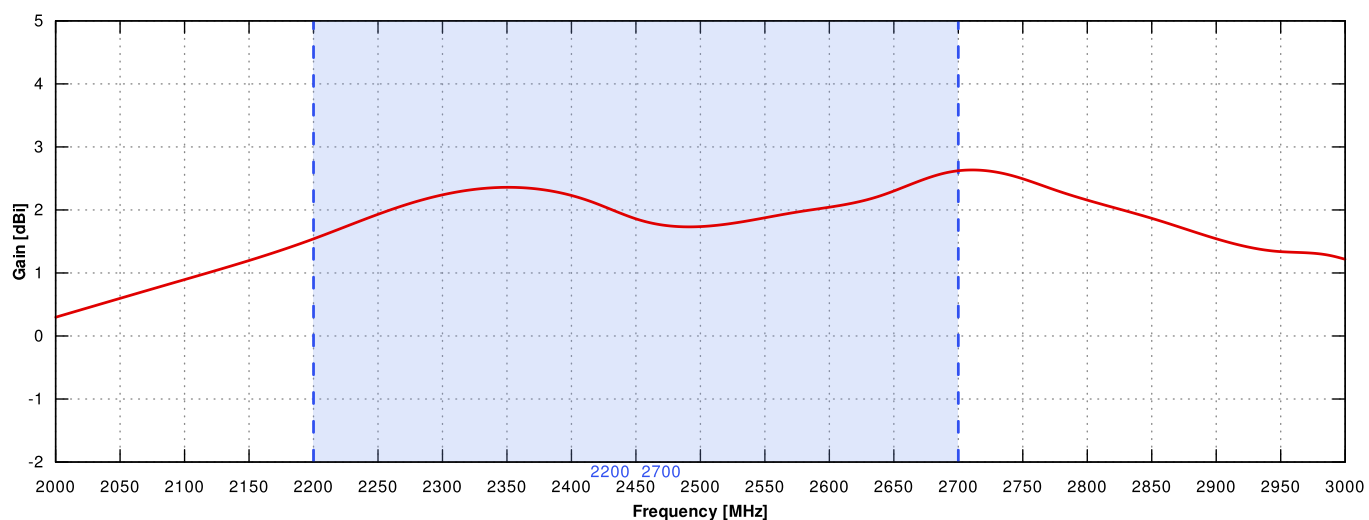
VSWR FOR WI-FI ANTENNA



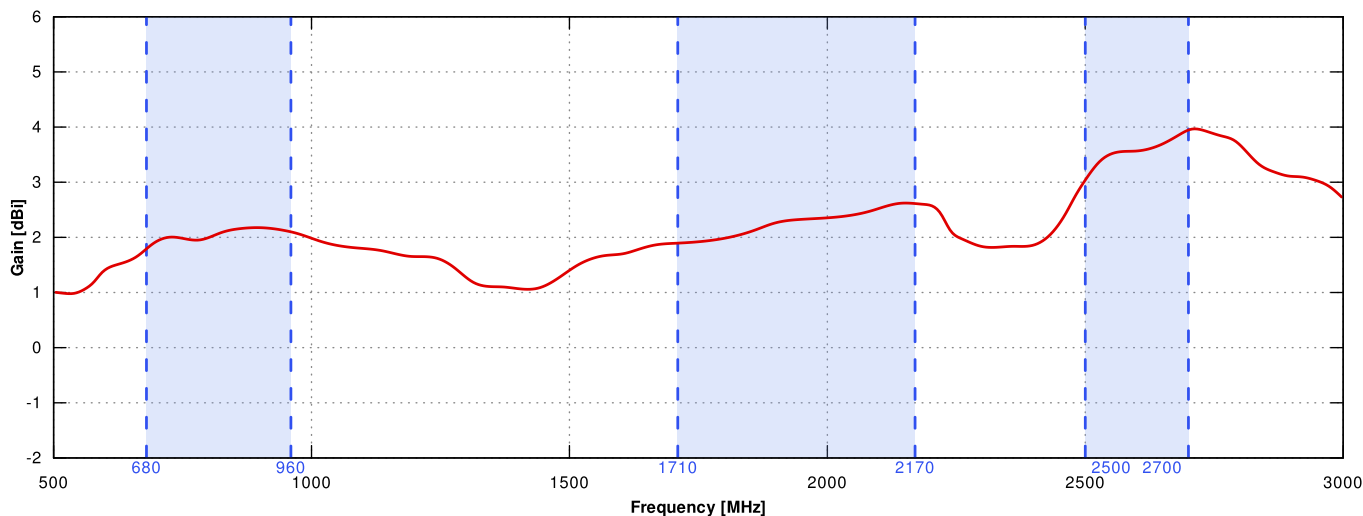
## VSWR FOR LTE ANTENNA



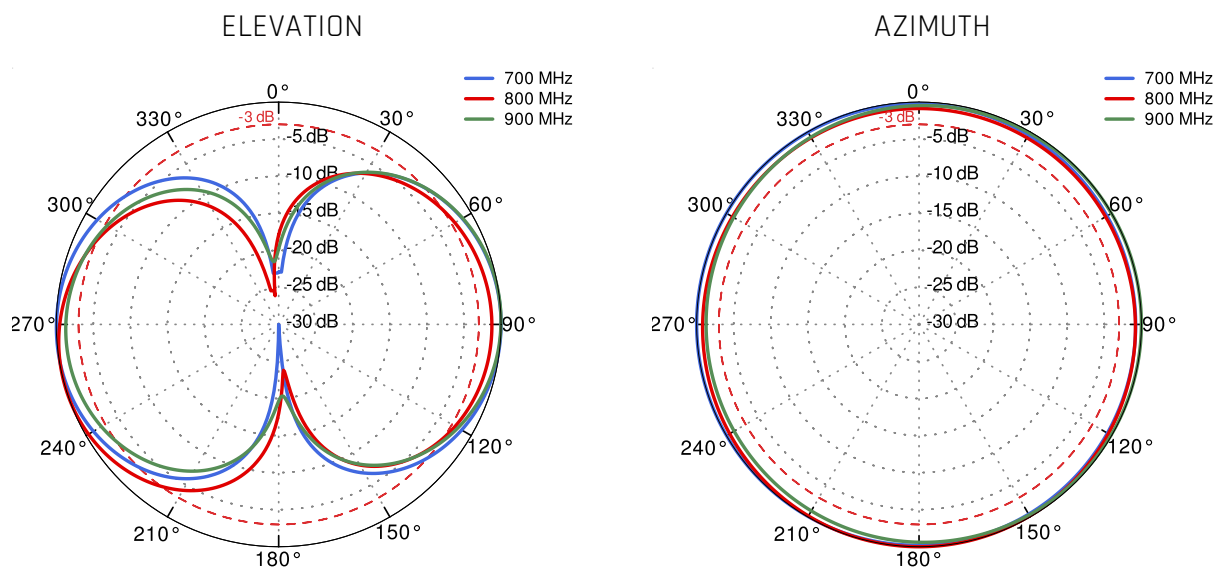
## GAIN FOR WI-FI ANTENNA



## GAIN FOR LTE ANTENNA

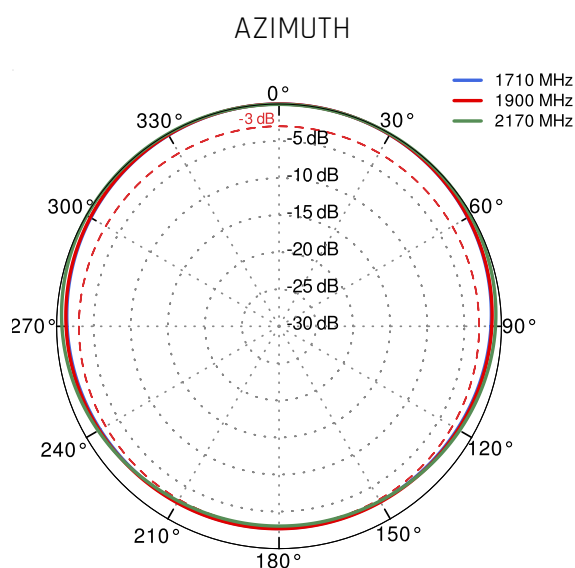
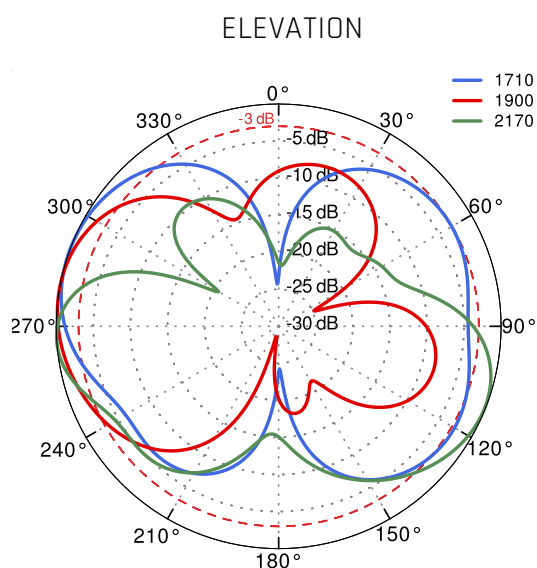


## LTE from 700MHz to 900MHz

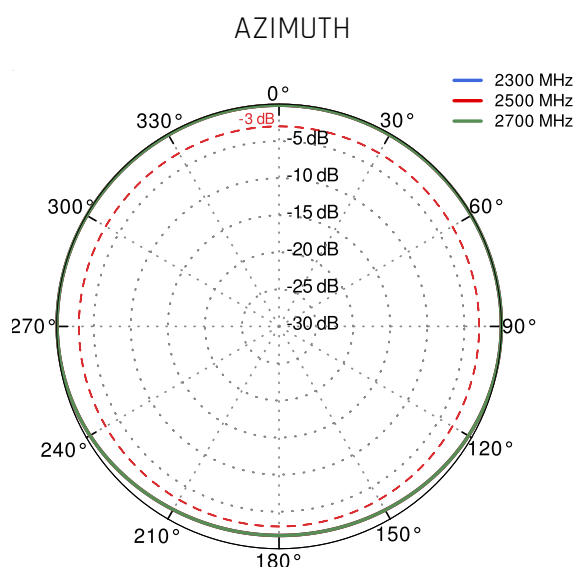
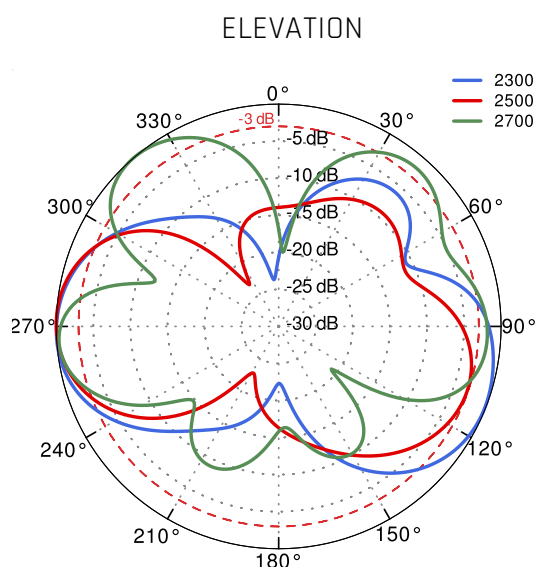




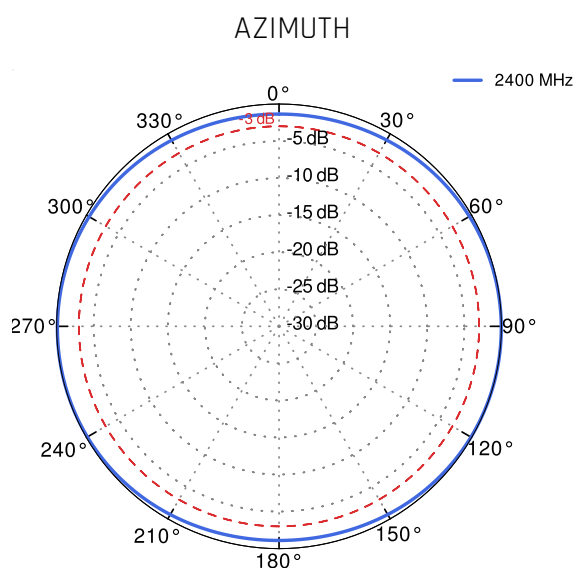
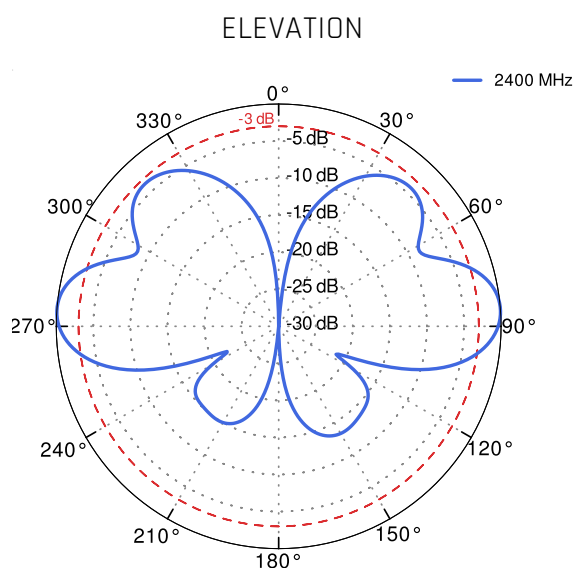
## LTE from 1.71GHz to 2.17GHz



## LTE from 2.3GHz to 2.7GHz



Wi-Fi 2.4GHz to 2.5GHz



## DIMENSIONS

