


QuCam for Teltonika RUT950

Outdoor CCTV LTE PoE gateway with embedded LTE router & PoE switch for CCTV cameras.

QuCam for RUT950 is a powerful outdoor industrial gateway for professional CCTV application with embedded PoE switch for up to 3x CCTV cameras and place to install Teltonika RUT9500 (not included in gateway set). QuCam for RUT950 also has integrated omnidirectional LTE and Wi-Fi MIMO 2x2 antennas. The mobile router delivers high performance for mission-critical cellular communication in harsh and hazardous environments where a wide operating temperature is required. Equipped with two external SIM holders.



LTE ANTENNA SPECIFICATION

FREQUENCY	694 - 960 MHz 1.7 - 2.2 GHz 2.5 - 2.7 GHz
SUPPORTED LTE/5G BANDS	1, 2, 3, 4, 5, 7, 8, 9, 10, 12, 13, 14, 17, 18, 19, 20, 25, 26, 27, 28, 29, 33, 34, 35, 36, 37, 38, 39, 44, 65, 66, 67, 68, 69, 85, 103, n80, n81, n82, n83, n84, n86, n89, n95, n98, n100, n101, n256
GAIN	694 - 960 MHz : 2 dBi 1.7 - 2.2 GHz : 2 dBi 2.5 - 2.7 GHz : 4 dBi
VSWR	<1.50, max <2.50
BEAMWIDTH	360°/25° ±5°
POLARIZATION	Vertical
IMPEDANCE	50 Ω

WI-FI ANTENNA SPECIFICATION

FREQUENCY	2.4 - 2.5 GHz
GAIN	3 dBi
VSWR	<1.70, max <2.00
BEAMWIDTH	360°/25° ±5°
POLARIZATION	2x Vertical
IMPEDANCE	50 Ω

POE SWITCH SPECIFICATION

LAN PORTS	6x RJ45 10/100Mbps
POE INPUT	1x Passive PoE input 44-60V (LAN_5)
POE OUTPUT	4x Active PoE 802.3af/at (LAN_1-4) 1x Passive PoE output 24V/24W (LAN_6)
POE OUTPUT PROTECTION	LAN_1-4: 0.75A, LAN_5: 1.25A (separate resettable fuses)
PASSIVE POE MODE	mode B (4,5+) (7,8-)
LEDS	1x Power on (white, on board), 6x Link (orange, on port), 6x Transmit (green, on port)
OPERATING TEMPERATURE	-10°C ... +40°C
INSTALLATION	4x holes Ø2.5mm
DIMENSIONS	73mm x 145mm x 17mm (WxLxH)
WEIGHT	69.5g

POWER SUPPLY ELECTRICAL INPUT SPECIFICATION

INPUT VOLTAGE	110 ... 240VAC
INPUT FREQUENCY	50 ... 60Hz
INPUT CURRENT	max. 2A RMS
INRUSH CURRENT	max. 30A
AC LEAKAGE CURRENT	max. 3.5mA
EFFICIENCY	min. 80% @ 100VAC, 84% @ 240VAC
DIELECTRIC STRENGTH (PRIMARY TO SECONDARY)	2kVAC/5mA/1s
INPUT SOCKET	IEC320-C6
AC POWER CORD	1.5m length, 3 pins EU or UK plug

POWER SUPPLY ELECTRICAL OUTPUT SPECIFICATION

OUTPUT VOLTAGE	56VDC
MIN. LOAD	0A
MAX. LOAD	1A
PEAK LOAD	1.46A
OUTPUT POWER	56W
LINE REGULATION	± 3%
LOAD REGULATION	± 5%

RIPPLE	560mVpp
TURN ON DELAY TIME	max. 5s
RISE TIME	max. 40ms
HOLD UP TIME	min. 5ms
OVERSHOOT	max. 15%
PROTECTIONS	Short circuit, over current (110 ... 200% of DC output)
ETHERNET PORTS	Input (LAN): 1x RJ45 10/100Mbps Output (PoE): 1x RJ45 10/100Mbps
POE MODE	mode B: pins 4,5 + / pins 7,8 -
LEDS	Green: Power supply is on Orange: PoE device connected

POWER SUPPLY MECHANICAL SPECIFICATION

MTBF	30,000 operating hours confidence-level at 80% load, 25°C
OPERATING TEMPERATURE	-10°C ... +45°C
STORAGE TEMPERATURE	-20°C ... +85°C
HUMIDITY	5% @ 0°C, 90% @ 40°C
SIZE	146 x 59 x 30mm (LxWxH)
SAFETY	CE: EMC/LVD / FCC Part 15 Class B/ EN55022 Class B/ EN55024

FREQUENCY BANDS

LTE / 4G GSM

	5	8	12	13	14	17	18	
617	19	20	26	27	28	29	44	960
MHz	67	68	85	103	n81	n82	n83	MHz
	n98	n100						

LTE / 4G UMTS

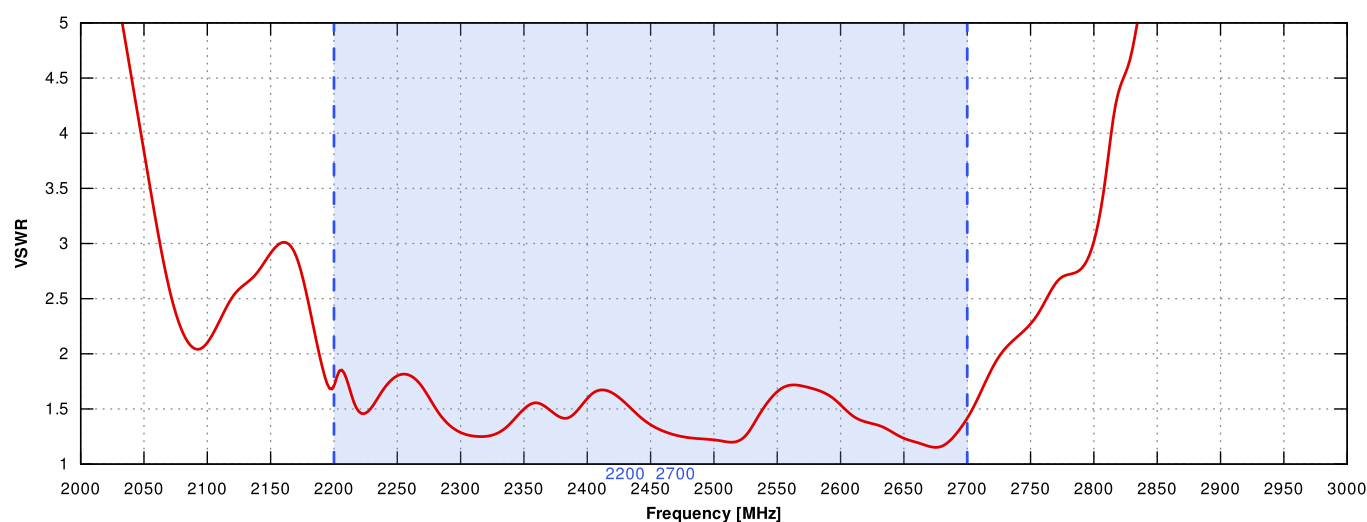
	1	2	3	4	9	10	25	
1710	33	34	35	36	37	39	n80	2170
MHz	n84	n86	n95	n98	n101			MHz

LTE / 4G

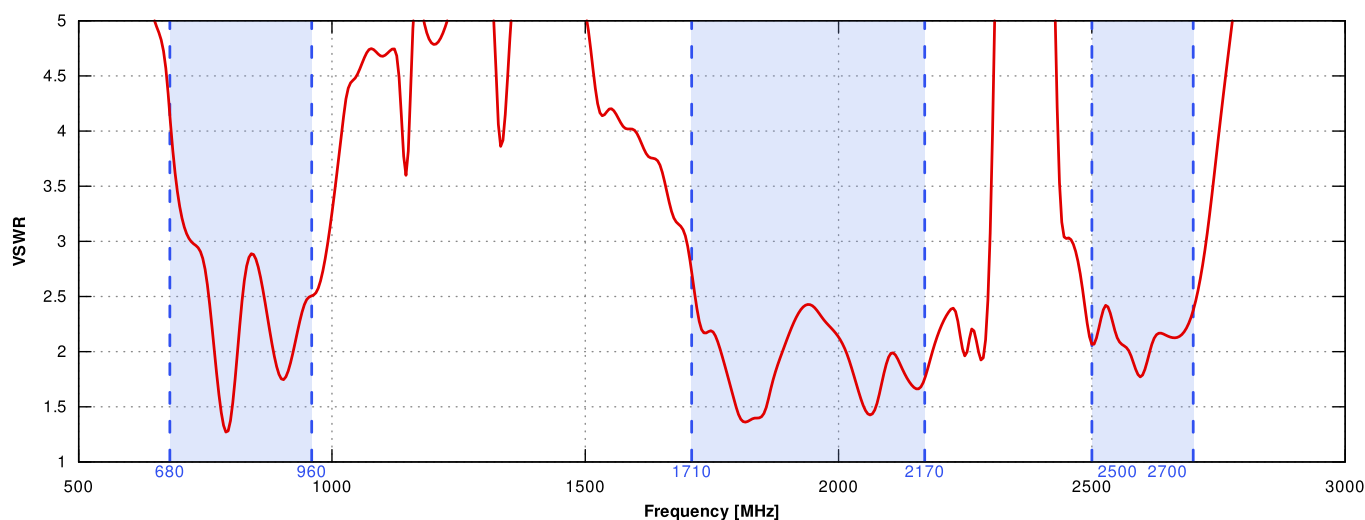
2400	7	38	69	2700
MHz				MHz

PLOTS

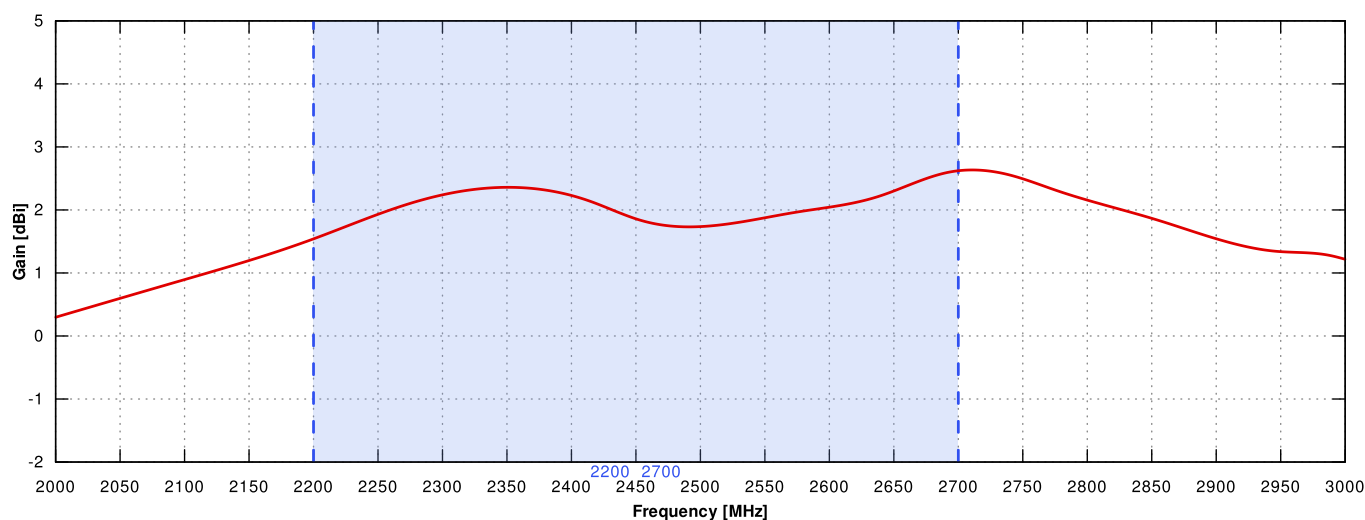
VSWR FOR WI-FI ANTENNA



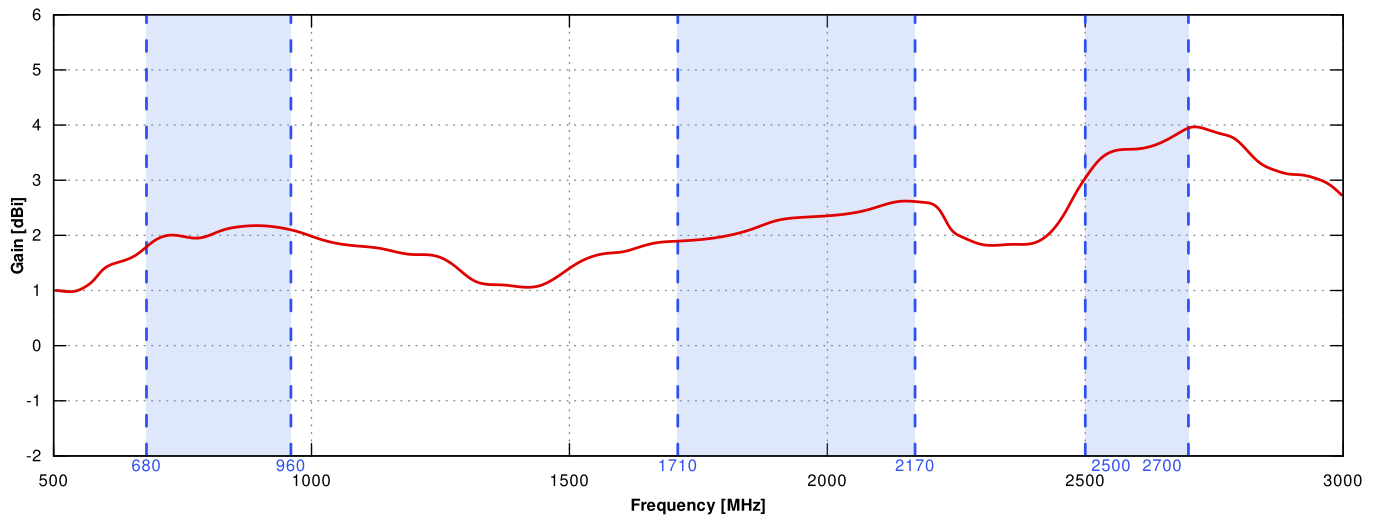
VSWR FOR LTE ANTENNA



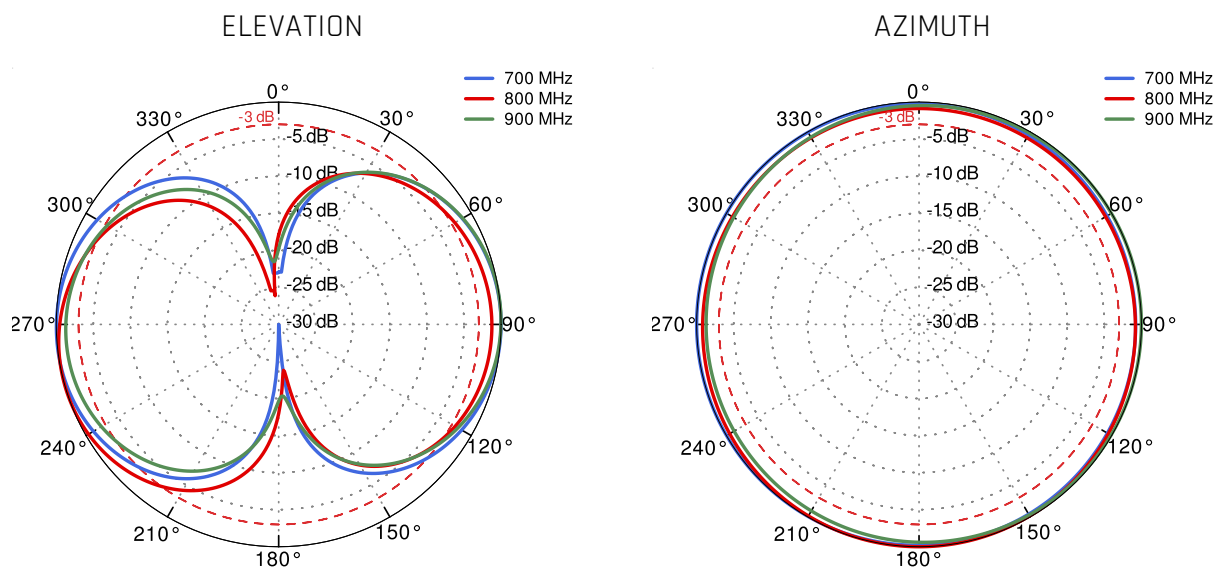
GAIN FOR WI-FI ANTENNA



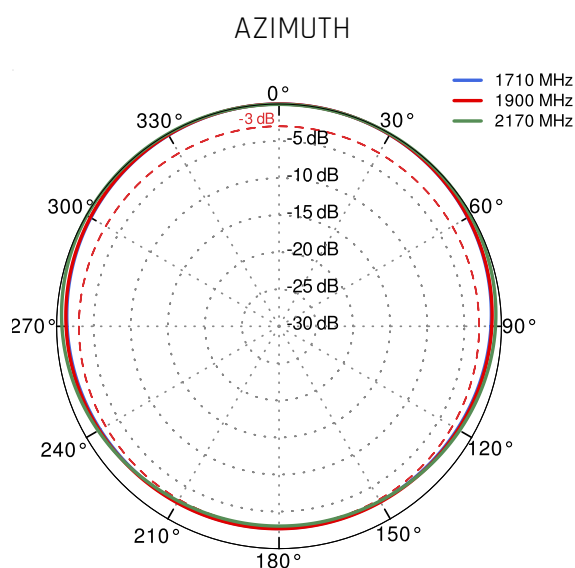
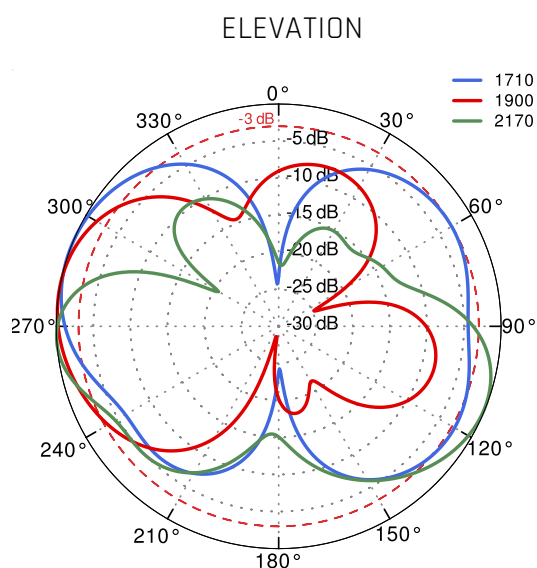
GAIN FOR LTE ANTENNA



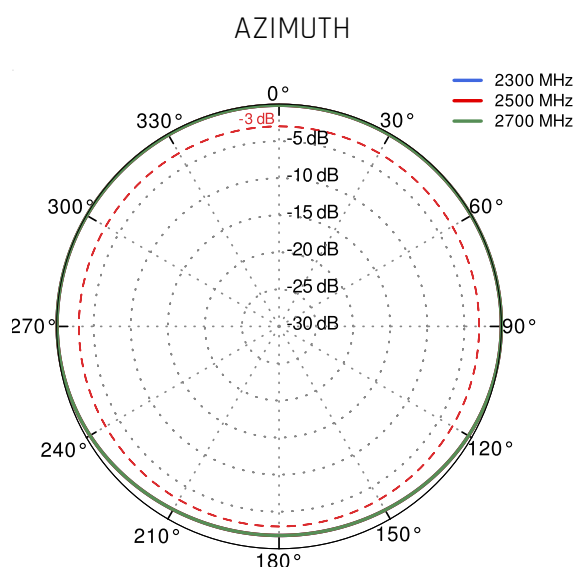
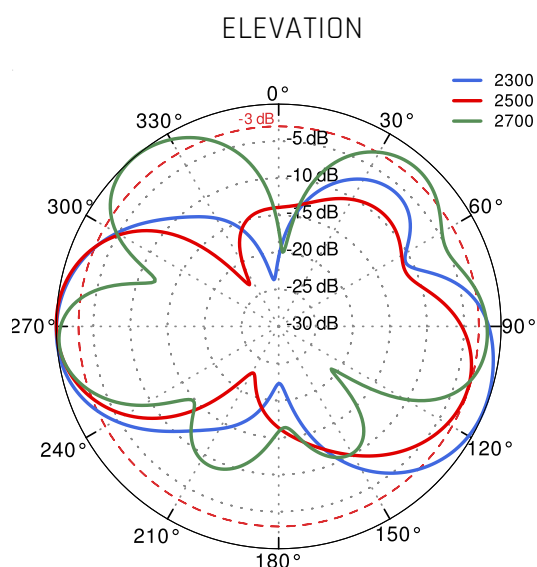
LTE from 700MHz to 900MHz



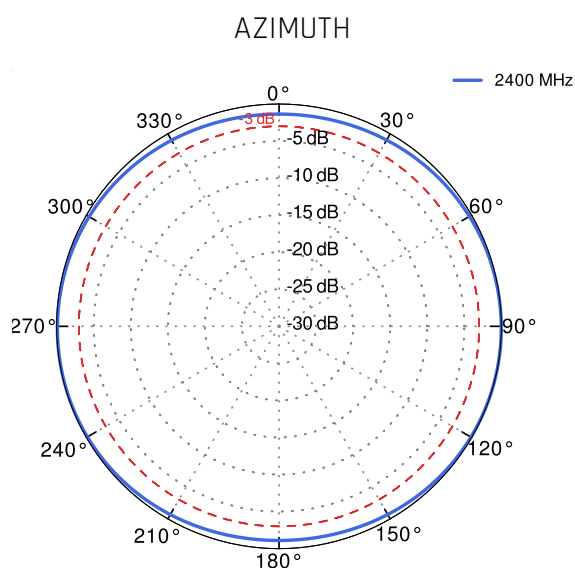
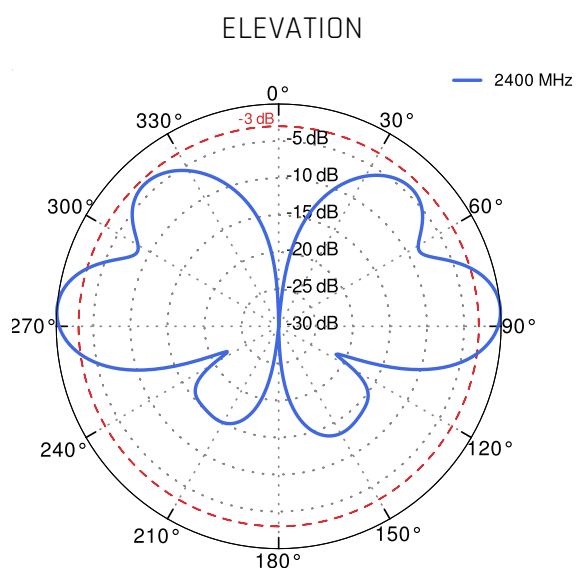
LTE from 1.71GHz to 2.17GHz



LTE from 2.3GHz to 2.7GHz



Wi-Fi 2.4GHz to 2.5GHz



DIMENSIONS

