QuMax for Cradlepoint IBR600C & IBR900 & R500

INTEGRATED MULTI-BAND 5G DIRECTIONAL ANTENNA + WI-FI 6E OMNI ANTENNA + GPS ANTENNA + POE SPLITTER + PLACE TO INSTALL CRADLEPOINT IBR600C & IBR900 & R500 (ALL-IN-ONE)

QuMax antenna for Cradlepoint IBR600C & IBR900 & R500 router is a perfect outdoor device for improving the signal in rural/suburban and locations where the mobile signal is weak. It has embedded directional 5G, omni Wi-Fi and GPS antenna. If you use IBR600c, IBR900 or R500 with QuMax antenna, you get an integrated complete solution with embedded router and multi band antennas in one enclosure.
The set contains a PoE splitter, allowing you to split data and power from a single Ethernet cable and maintain gigabit transfer speeds while protecting the LAN port from damage caused by overvoltage, short circuit or improper connection.

5G | BAND 71 | 2x2 MIMO | 617-6000MHz | 7 dBi | WiFi 6E | GPS | 2.4GHz + 5GHz | DIRECTIONAL | IP 67 | -40° TO +80°

- OUTDOOR ANTENNA WORKS IN ANY WEATHER CONDITIONS, IP67
- MOUNTING SYSTEM WITH TWO PLANES, 60 DEGREES REGULATION
- WIDE BAND 600-6000MHZ, 5G TECHNOLOGY
- ANTENNA PERFECTLY MATCHED WITH THE CRADLEPOINT IBR600C & IBR900 & R500
- ALL ANTENNAS AND CRADLEPOINT ROUTER INTEGRATED IN ONE ENCLOSURE

5G / LTE ANTENNA SPECIFICATION

FREQUENCY	617 - 960 MHz 1.7 - 2.7 GHz 3.3 - 4.6 GHz 4.7 - 6.0 GHz
GAIN	617 - 960 MHz : 6 dBi 1.7 - 2.7 GHz : 7 dBi 3.3 - 4.6 GHz : 7 dBi 4.7 - 6.0 GHz : 5.5dBi
SUPPORTED LTE BANDS	1, 2, 3, 4, 5, 7, 8, 9, 10, 12, 13, 14, 17, 18, 19, 20, 22, 25, 26, 27, 28, 29, 30, 33, 34, 35, 36, 37, 38, 39, 40, 41, 42, 43, 44, 46, 47, 48, 49, 52, 53, 65, 66, 67, 68, 69, 71, 85, 103, 106
SUPPORTED 5G BANDS	n1, n2, n3, n5, n7, n8, n12, n13, n14, n18, n20, n25, n26, n28, n29, n30, n34, n38, n39, n40, n41, n46, n47, n48, n53, n65, n66, n67, n71, n77, n78, n79, n80, n81, n82, n83, n84, n85, n86, n89, n90, n95, n97, n98, n100, n101, n256
VSWR	<2.00, max <3.00
BEAMWIDTH	80°/80° ±15°
POLARIZATION	X (+-45degrees)
IMPEDANCE	50 Ω

Copyright © 2023, Wireless Instruments. Specifications and information given in this document are subject to change without prior notice.

WI-FI ANTENNA SPECIFICATION

FREQUENCY	2.4 - 2.5 GHz 5.0 - 7.2 GHz
GAIN	2.4 - 2.5 GHz: 6dBi 5 GHz: 7.5dBi 7 GHz: 7.5dBi
VSWR	< 1.50, max < 2.00
BEAMWIDTH	360°/25°
POLARIZATION	Vertical
IMPEDANCE	50 Ω

MECHANICAL SPECIFICATION

MATERIALS	ABS, aluminum, PTFE, fiberglass
CONNECTOR TYPE	RJ45
INGRESS PROTECTION	IP67
DIMENSIONS	26.9 x 26.95 x 17.7 cm 10.6 x 10.6 x 7 inch
WEIGHT	2.8 kg 6.17 lbs
OPERATING TEMPERATURE	From -40°C to 80°C From -40°F to 176°F
MAST DIAMETER	25-60mm 0.98-2.36 inch

Copyright © 2023, Wireless Instruments. Specifications and information given in this document are subject to change without prior notice.

FREQUENCY BANDS

LTE / 4G	617 MHz	1, 2, 3, 4, 5, 7, 8, 9, 10, 12, 13, 14, 17, 18, 19, 20, 22, 25, 26, 27, 28, 29, 30, 33, 34, 35, 36, 37, 38, 39, 40, 41, 42, 43, 44, 46, 47, 48, 49, 52, 53, 65, 66, 67, 68, 69, 71, 85, 103, 106	6000 MHz
5G	617 MHz	n1, n2, n3, n5, n7, n8, n12, n13, n14, n18, n20, n25, n26, n28, n29, n30, n34, n38, n39, n40, n41, n46, n47, n48, n53, n65, n66, n67, n71, n77, n78, n79, n80, n81, n82, n83, n84, n85, n86, n89, n90, n95, n97, n98, n100, n101, n256	6000 MHz

Copyright © 2023, Wireless Instruments. Specifications and information given in this document are subject to change without prior notice.

PLOTS

5G/LTE VSWR

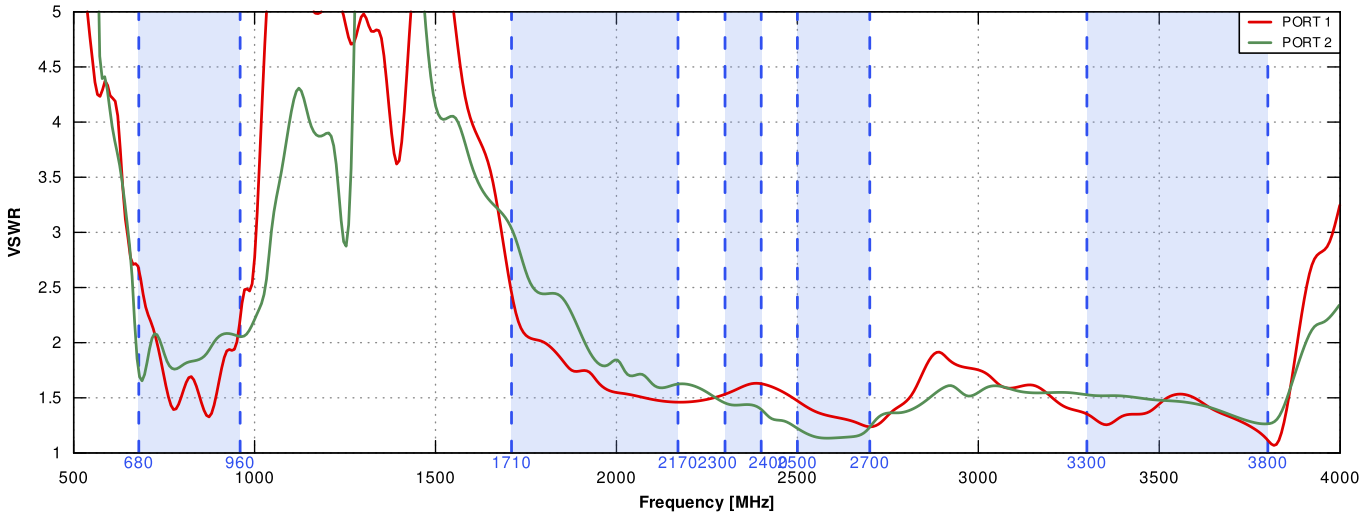

WI-FI VSWR

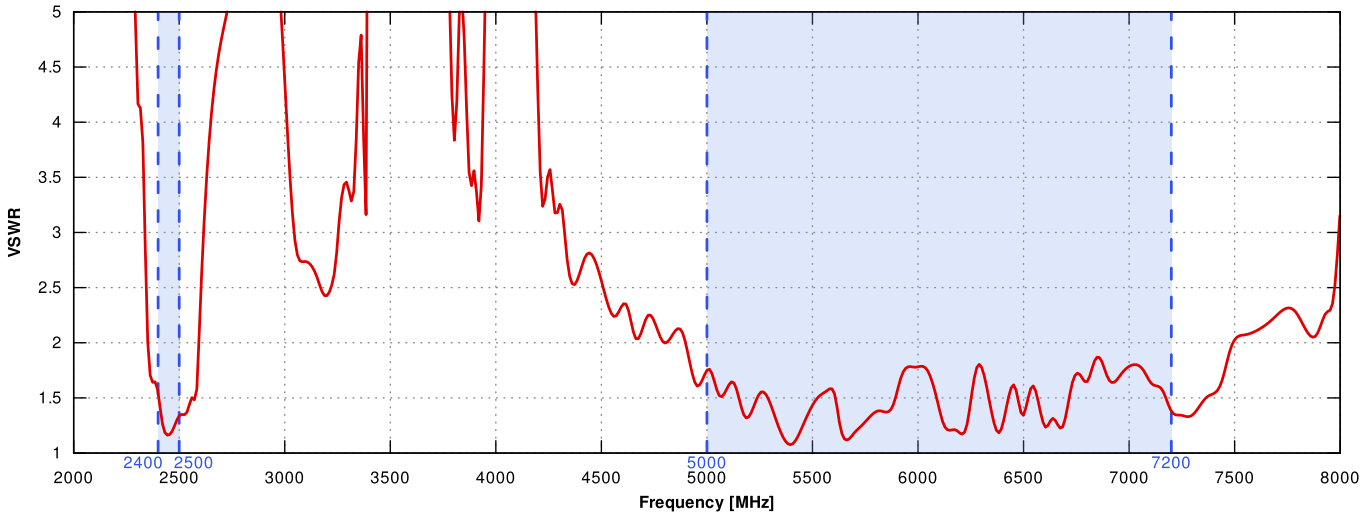

Copyright © 2023, Wireless Instruments. Specifications and information given in this document are subject to change without prior notice.

LTE Gain

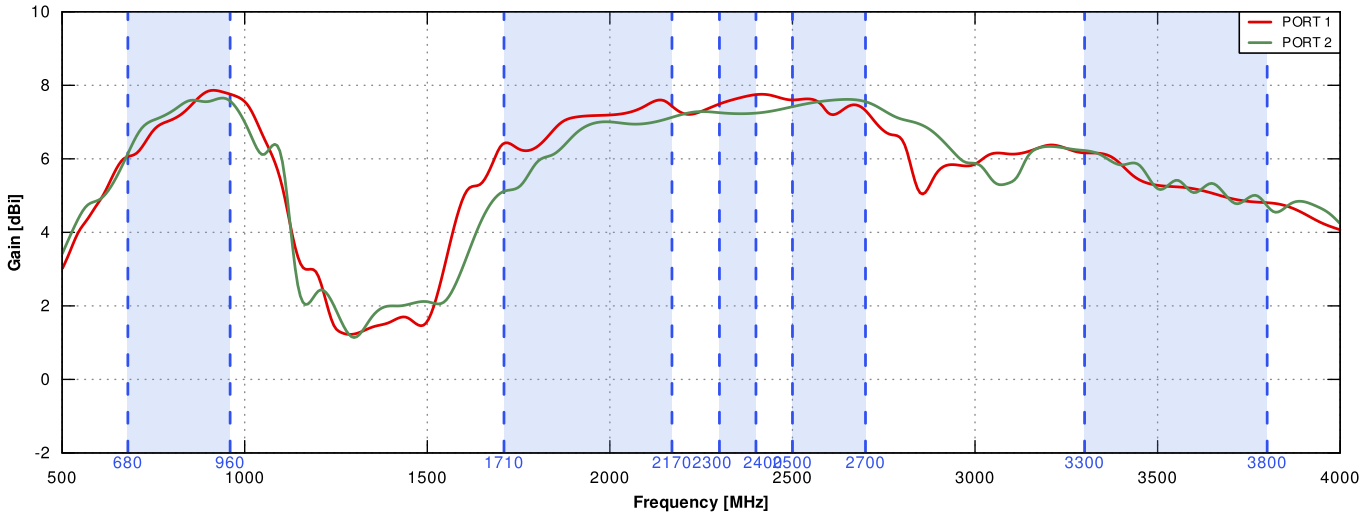

WI-FI Gain

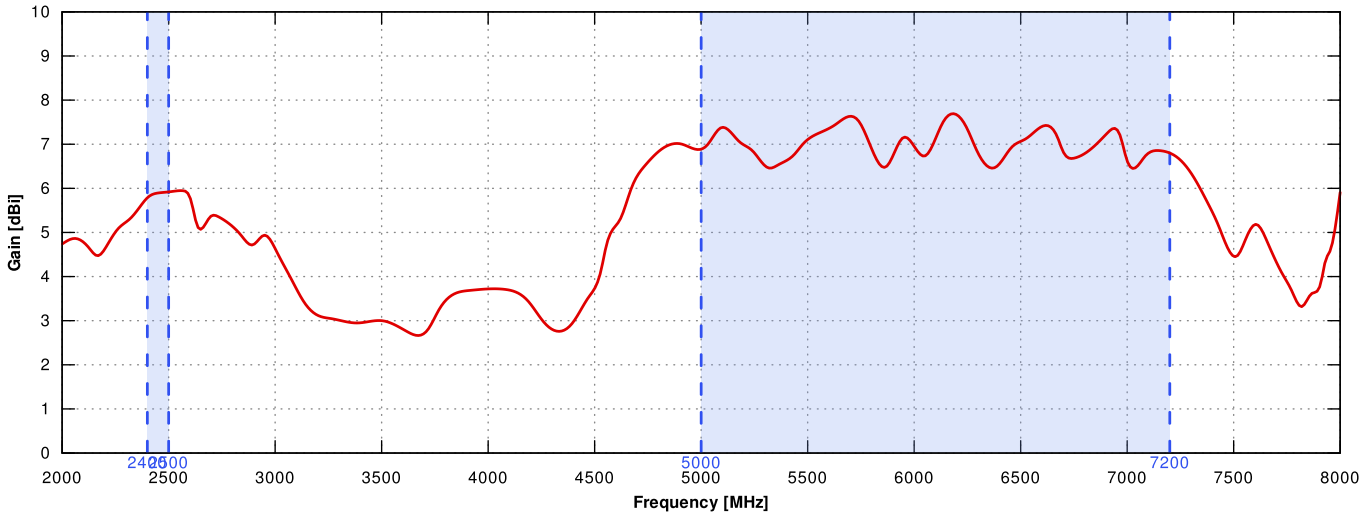

Copyright © 2023, Wireless Instruments. Specifications and information given in this document are subject to change without prior notice.

PORT 1 - 5G/LTE from 700MHz to 900MHz

ELEVATION

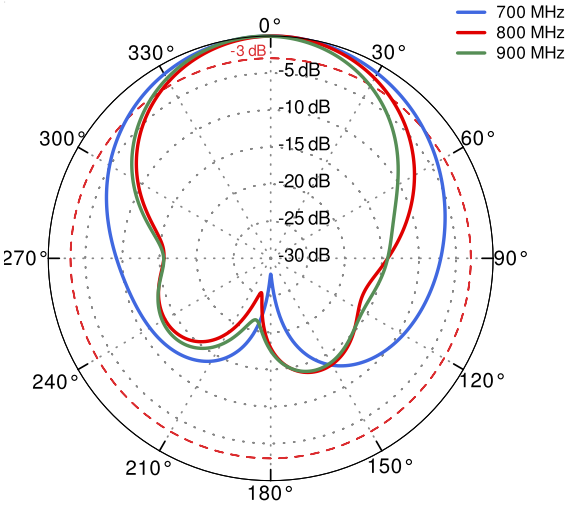

AZIMUTH

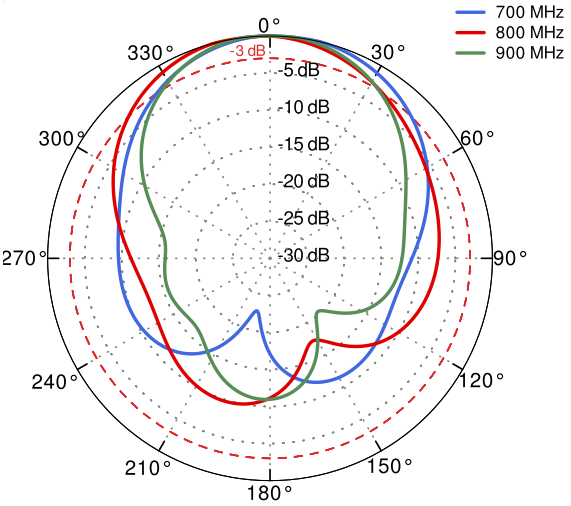

PORT 1 - 5G/LTE from 1.71GHz to 2.17GHz

ELEVATION

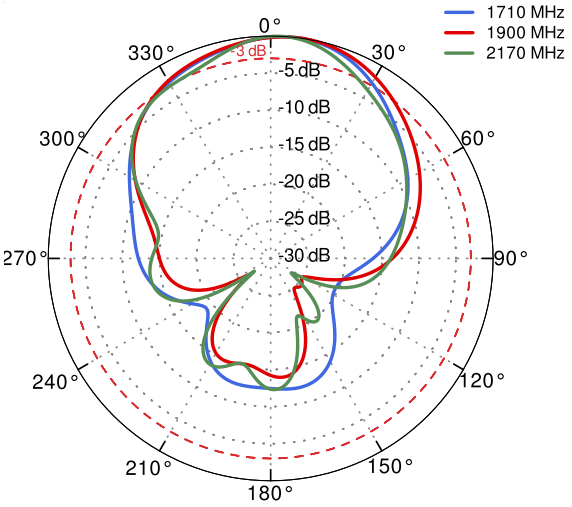

AZIMUTH

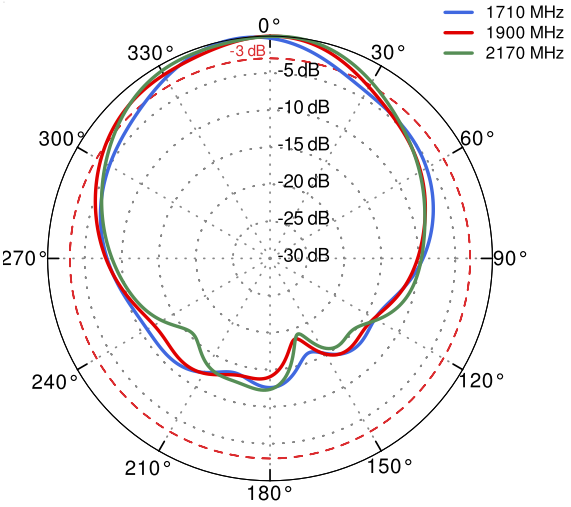

Copyright © 2023, Wireless Instruments. Specifications and information given in this document are subject to change without prior notice.

PORT 1 - 5G/LTE from 2.3GHz to 2.7GHz

ELEVATION

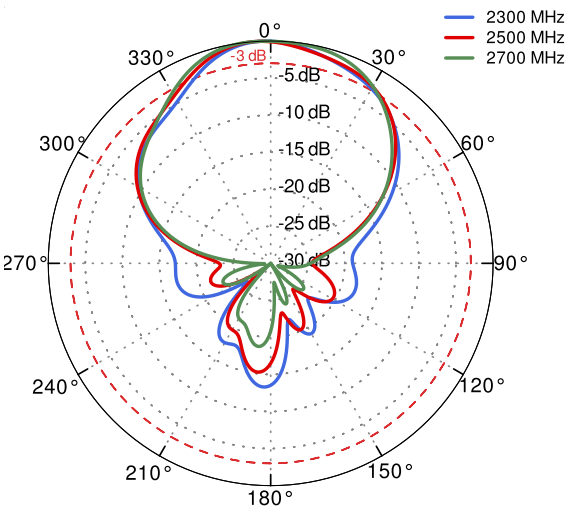

AZIMUTH

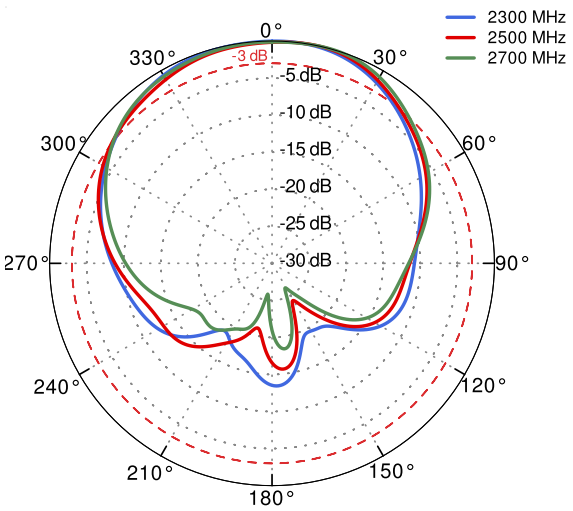

PORT 1 - 5G/LTE from 3.3GHz to 3.8GHz

ELEVATION

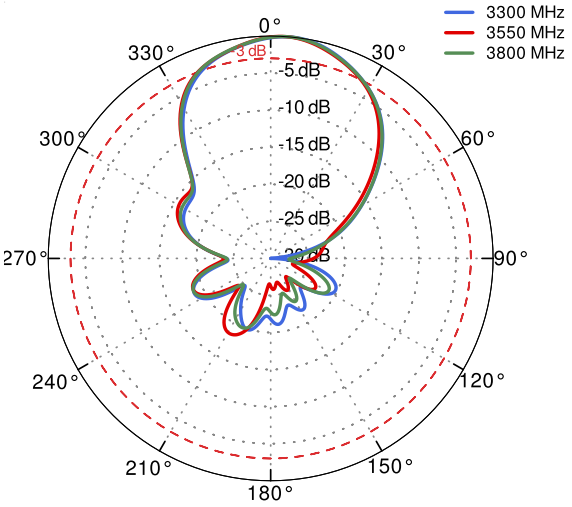

AZIMUTH

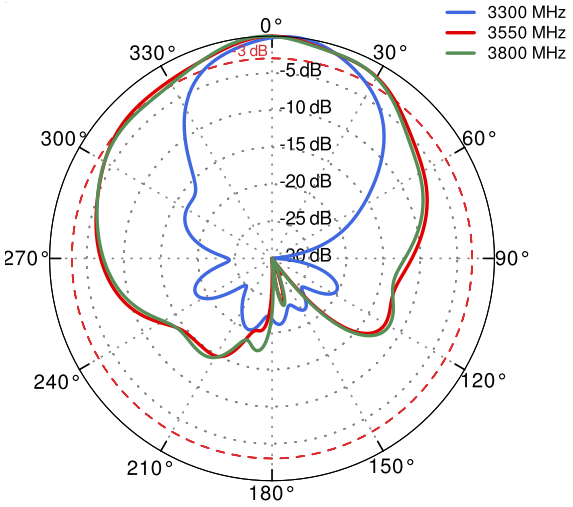

Copyright © 2023, Wireless Instruments. Specifications and information given in this document are subject to change without prior notice.

PORT 2 - 5G/LTE from 700MHz to 900MHz

ELEVATION

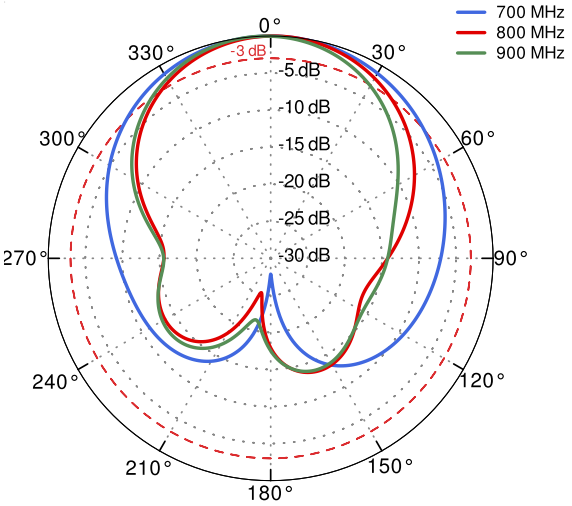

AZIMUTH

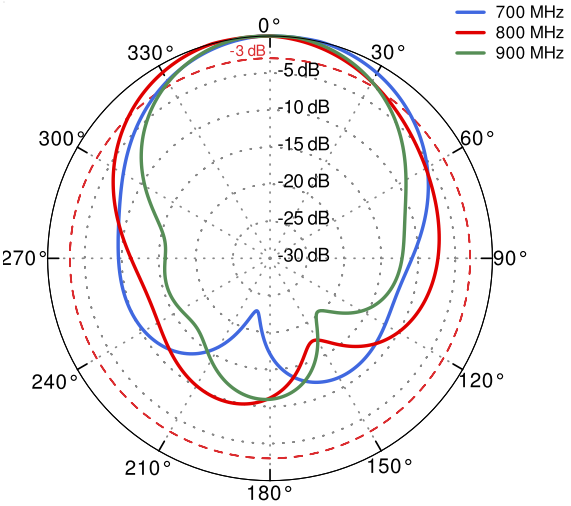

PORT 2 - 5G/LTE from 1.71GHz to 2.17GHz

ELEVATION

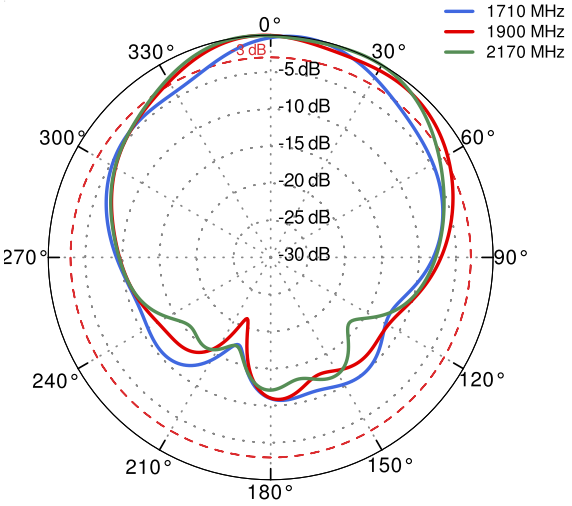

AZIMUTH

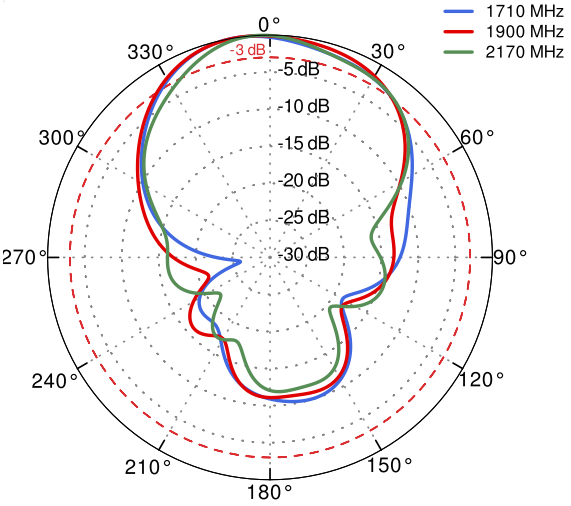

Copyright © 2023, Wireless Instruments. Specifications and information given in this document are subject to change without prior notice.

PORT 2 - 5G/LTE from 2.3GHz to 2.7GHz

ELEVATION

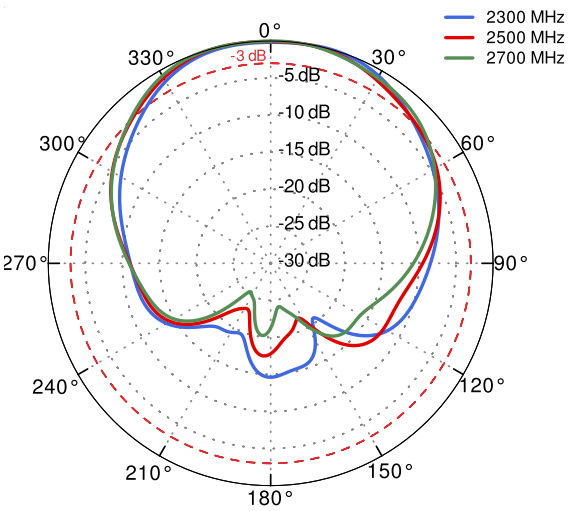

AZIMUTH

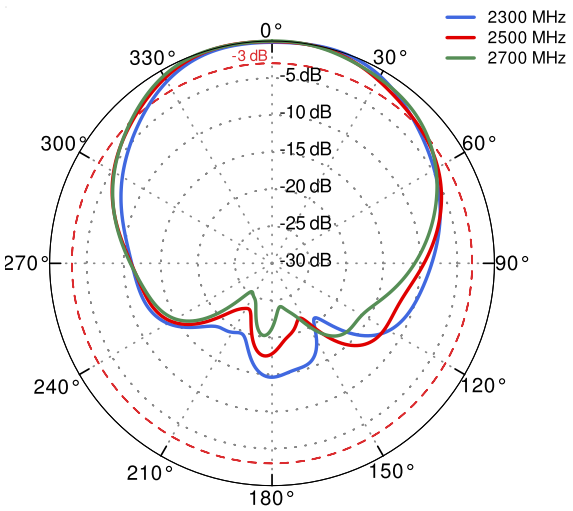

PORT 2 - 5G/LTE from 3.3GHz to 3.8GHz

ELEVATION

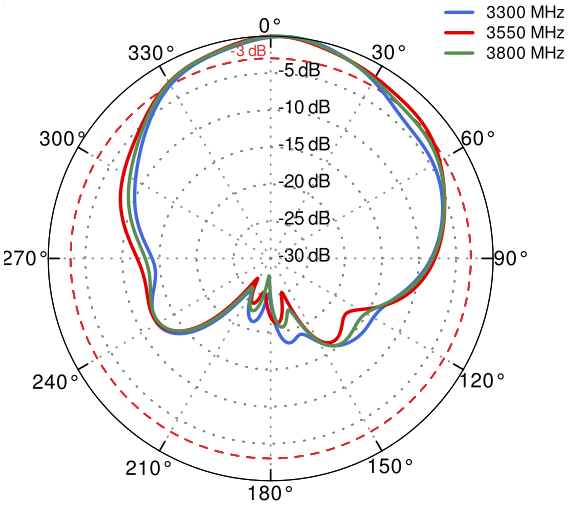

AZIMUTH

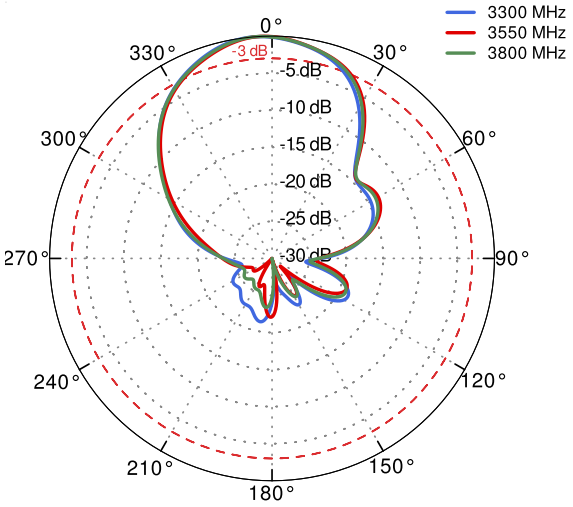

Copyright © 2023, Wireless Instruments. Specifications and information given in this document are subject to change without prior notice.

Wi-Fi From 2.4 GHz to 6.5 GHz

ELEVATION

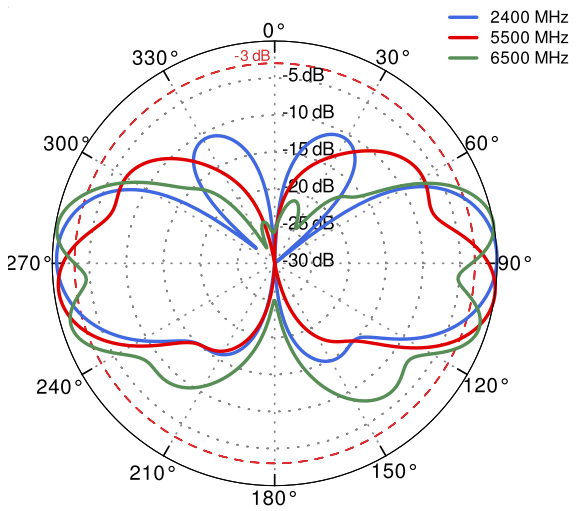

AZIMUTH

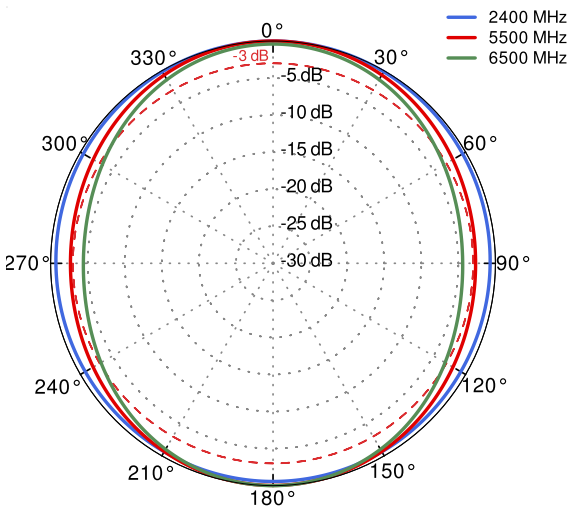

DIMENSIONS

Sales email: sales@quwireless.com **Tel:** +48 513 900 416
Support email: support@quwireless.com **Website:** www.quwireless.com
Address: Wireless Instruments Sp. z o.o., ul. Kościuszki 27, 52-116 Iwiny, Poland

WWW.QUWIRELESS.COM

Copyright © 2023, Wireless Instruments. Specifications and information given in this document are subject to change without prior notice.