

QuMax for Teltonika

RUT951/RUT950/RUT901

Integrated outdoor multi band high power LTE directional antenna + outdoor Wi-Fi omni antenna + place to install Teltonika RUT951, RUT950 or 900 (All-in-one)

QuMAX offers the most powerful directional LTE antenna of all QuWireless antennas. It is dedicated to connections with long distance to base station. It is designed to have Teltonika **RUT951, RUT950** or **RUT901** router installed inside IP67 enclosure. It is the first choice for fixed installations in industrial environment. **It has embedded also outdoor Wi-Fi omni antennas.**

4G
LTE**Wi-Fi** 2.4GHz**GPS**
6 dBi
DIRECTIONAL
IP 67
-40° TO +80°

OUTDOOR ANTENNA WORKS **IN ANY**
WEATHER CONDITIONS, IP67




ANTENNA **PERFECTLY MATCHED** WITH
THE ROUTER



PASSIVE **POE SUPPORT**



MADE IN **EUROPE**



LTE ANTENNA SPECIFICATION

FREQUENCY	694 - 960 MHz 1.7 - 2.2 GHz 2.2 - 2.7 GHz
SUPPORTED LTE/5G BANDS	1, 2, 3, 4, 5, 7, 8, 9, 10, 12, 13, 14, 17, 18, 19, 20, 25, 26, 27, 28, 29, 30, 33, 34, 35, 36, 37, 38, 39, 40, 41, 44, 53, 65, 66, 67, 68, 69, 85, 103, n80, n81, n82, n83, n84, n86, n89, n90, n95, n97, n98, n100, n101, n256
GAIN	694 - 960 MHz : 4 dBi 1.7 - 2.2 GHz : 5 dBi 2.2 - 2.7 GHz : 6 dBi
FRONT-TOBACK	>8 dB
VSWR	<1.30, max <1.80
BEAMWIDTH	90°/90° ±30°
POLARIZATION	Vertical
IMPEDANCE	50 Ω

WI-FI ANTENNA SPECIFICATION

FREQUENCY	2.4 - 2.5 GHz
GAIN	6 dBi
VSWR	<1.70, max <2.00
BEAMWIDTH	360°/25° ±5°
POLARIZATION	Vertical
IMPEDANCE	50 Ω

MECHANICAL SPECIFICATION

MATERIALS	ABS, aluminum, PTFE, Fiberglass
CONNECTOR TYPE	RJ45 + 2xNf + 2xNm in external omni wi-fi antenna
INGRESS PROTECTION	IP67
DIMENSIONS	272 x 276 x 96 mm 10.71 x 10.87 x 3.78 inch
WEIGHT	1.8 kg 3.97 lbs
OPERATING TEMPERATURE	From -40°C to 80°C From -40°F to 176°F
MAST DIAMETER	25-60mm 0.98-2.36 inch

FREQUENCY BANDS

The diagram illustrates the frequency allocation for LTE / 4G networks. It is divided into two main sections: LTE / 4G GSM and LTE / 4G UMTS.

LTE / 4G GSM: This section shows a frequency range from 694 MHz to 960 MHz. The available frequency blocks are:

- 5, 6, 8, 12, 13, 14, 17
- 18, 19, 20, 26, 27, 28, 29
- 44, 67, 68, 85, n81, n82, n83
- n89

LTE / 4G UMTS: This section shows a frequency range from 1710 MHz to 2170 MHz. The available frequency blocks are:

- 1, 2, 3, 4, 9, 10, 25
- 33, 34, 35, 36, 37, 39, 59
- 62, n80, n84, n85, n95

LTE / 4G WCS DARS

2300
MHz

30

40

2400
MHz

LTE / 4G

2400
MHz

7

38

41

53

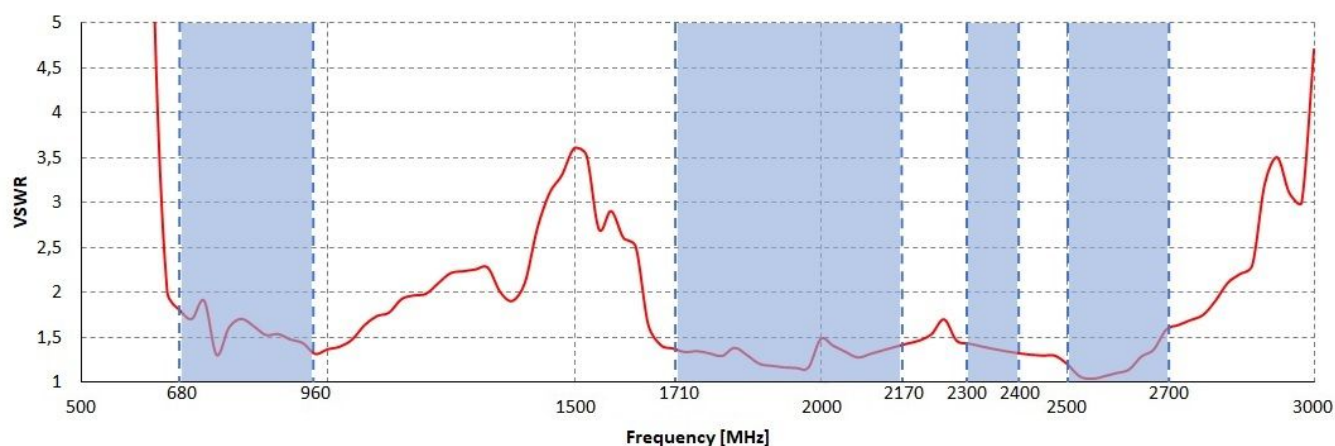
69

n90

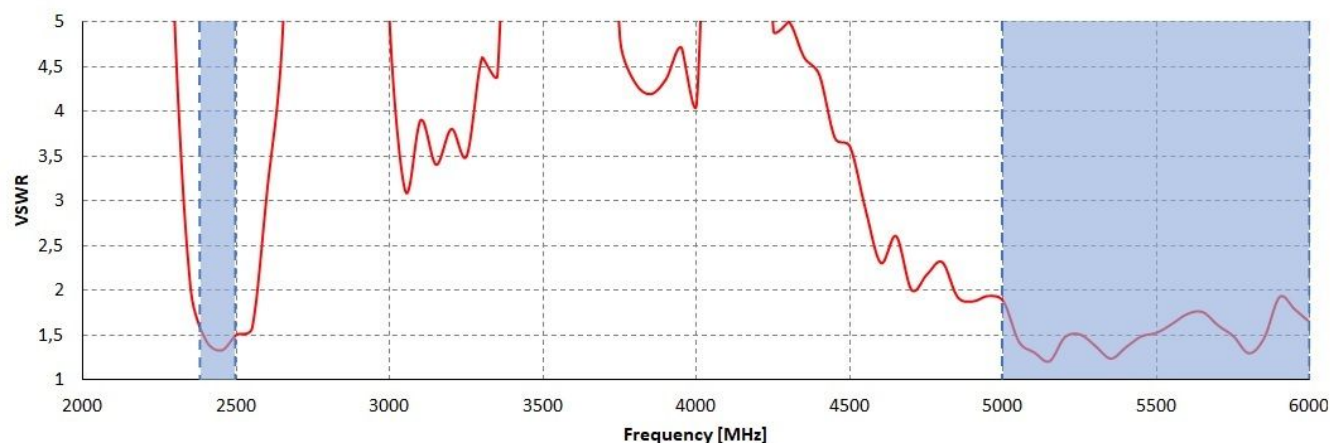
2700
MHz

PLOTS

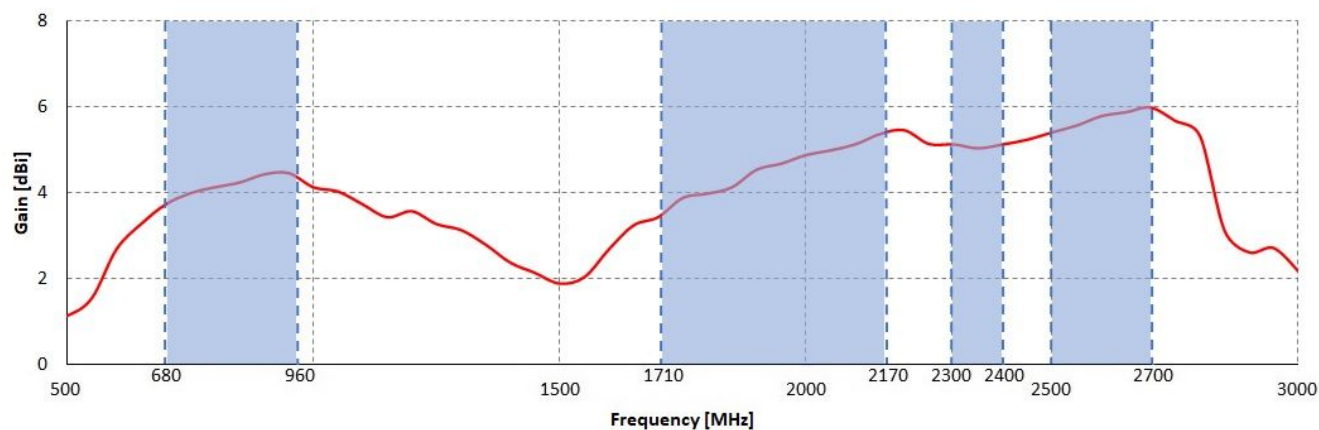
VSWR for LTE antenna



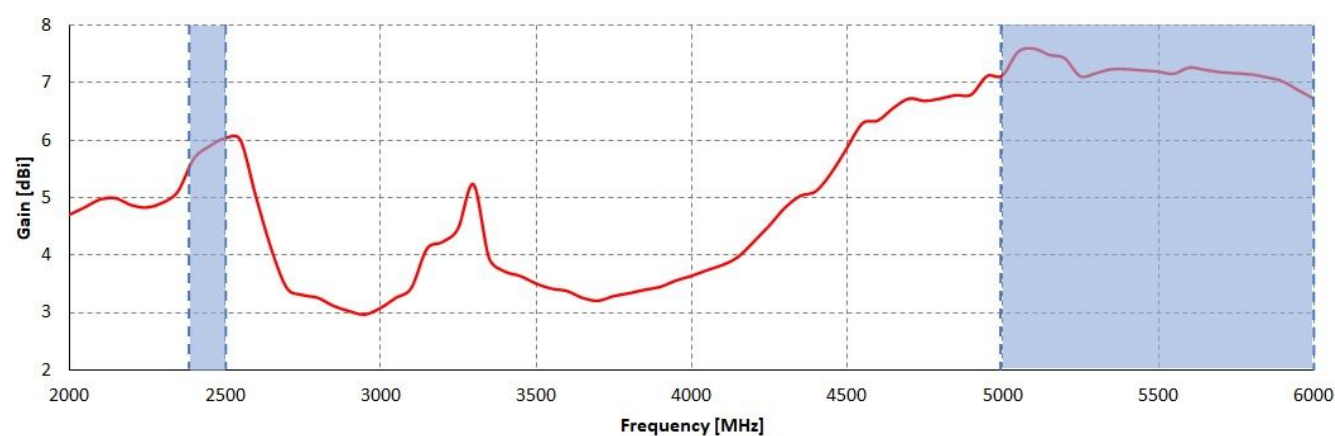
VSWR for Wi-Fi antenna



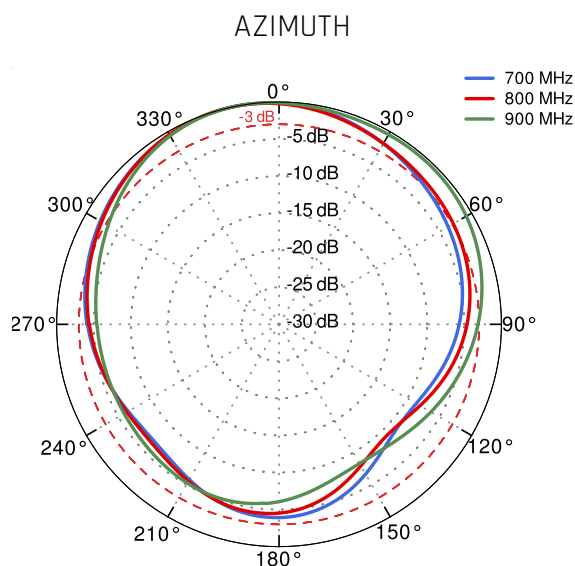
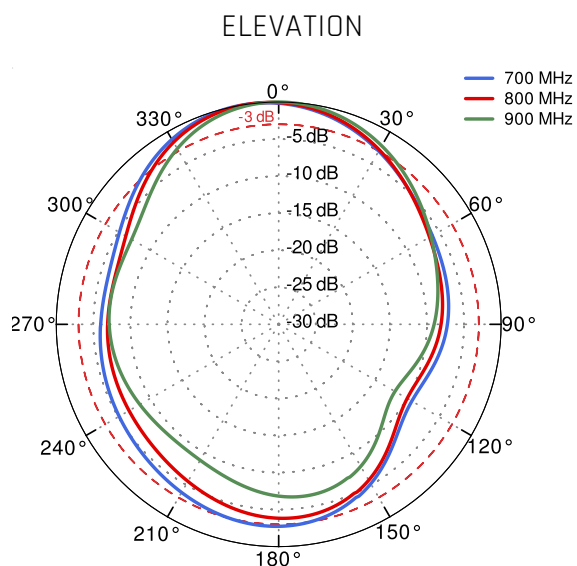
Gain for LTE antenna



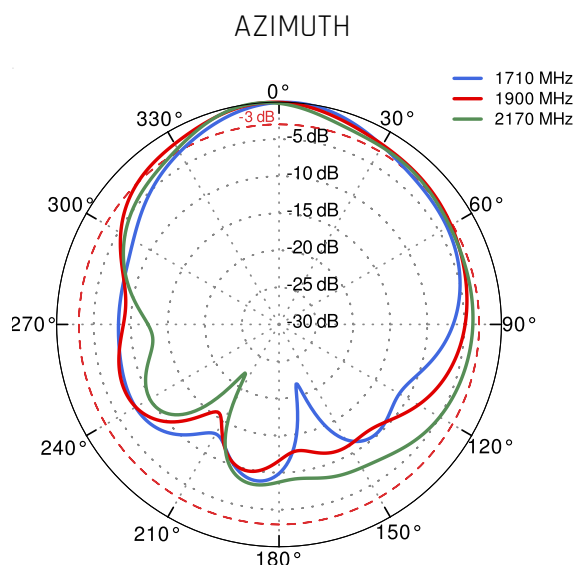
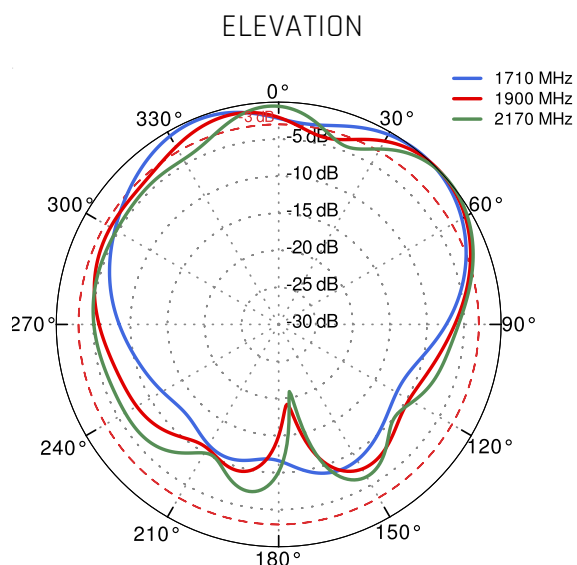
Gain for Wi-Fi antenna



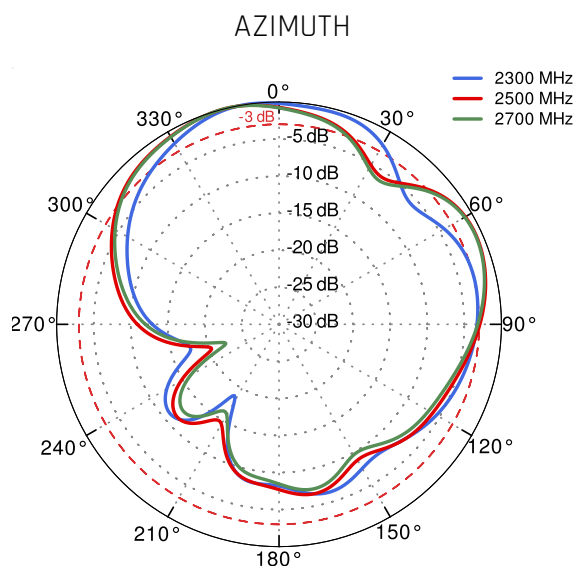
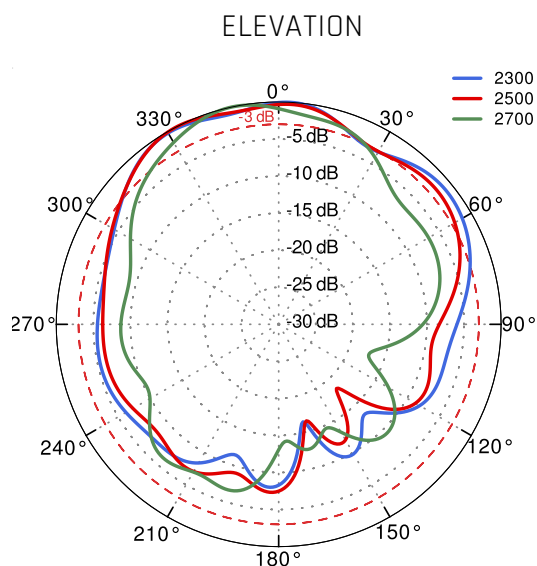
LTE from 700MHz to 900MHz



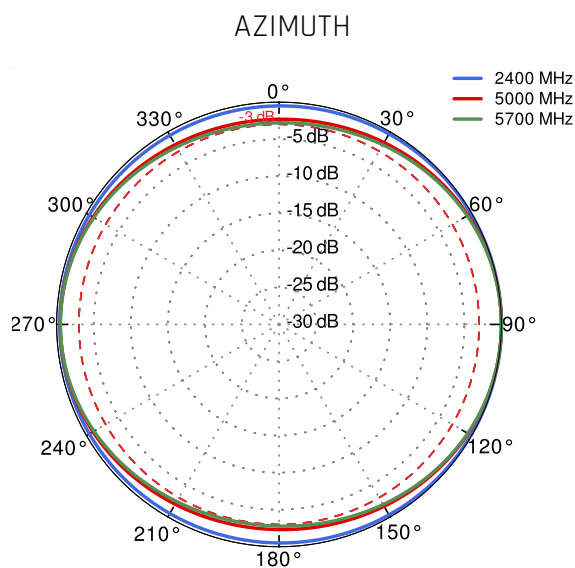
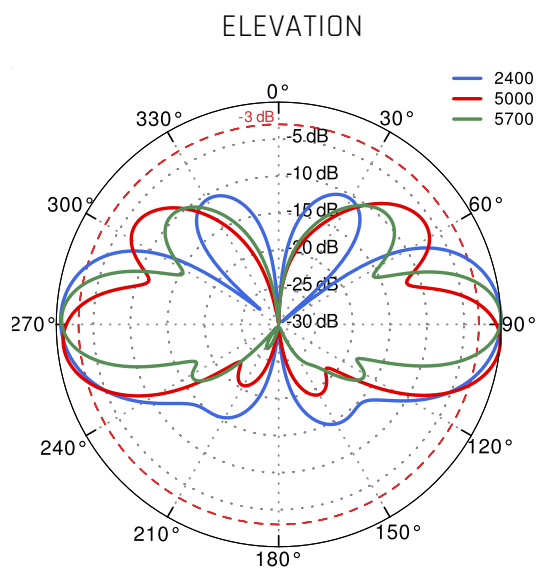
LTE from 1.71GHz to 2.17GHz



LTE from 2.3GHz to 2.7MHz



Wi-Fi 2.4GHz and 5GHz



DIMENSIONS

