

# QuMax for Teltonika RUTX12/RUTX14

**Integrated MIMO 4x4 multi-band LTE directional antenna + Wi-Fi omni antennas + GPS antenna + Bluetooth antenna + place to install Teltonika RUTX12 or RUTX14 (All-in-one)**

QuMax MIMO 4x4 directional LTE antenna (4x SMA connector for 2x embedded LTE modems or 1x MIMO 4x4 TE modem) for Teltonika RUTX12 and RUTX14 routers is a perfect outdoor device for mobile and fixed installations like industrial, CCTV, hotspots etc. It also has embedded Wi-Fi dual band 2.4 & 5 GHz omni antennas, GPS antenna and Bluetooth antenna. It is designed to have Teltonika RUTX12 or RUTX14 router installed inside IP67 enclosure. If you use RUTX12 with QuMax antenna, you get an integrated complete solution with embedded router and multi band antennas in one enclosure.



ALL ANTENNAS AND TELTONIKA  
ROUTER INTEGRATED **IN ONE**  
**ENCLOSURE**




OUTDOOR ANTENNA WORKS IN **ANY**  
**WEATHER CONDITIONS**, IP67



PASSIVE **POE** SUPPORT



MADE IN **EUROPE**



## LTE ANTENNA SPECIFICATION

FREQUENCY	694 - 960 MHz 1.7 - 2.2 GHz 2.2 - 2.7 GHz
GAIN	694 - 960 MHz : 4 dBi 1.7 - 2.2 GHz : 5 dBi 2.2 - 2.7 GHz : 6 dBi
SUPPORTED LTE/5G BANDS	1, 2, 3, 4, 5, 6, 7, 8, 9, 10, 12, 13, 14, 17, 18, 19, 20, 23, 25, 26, 27, 28, 29, 30, 33, 34, 35, 36, 37, 38, 39, 40, 41, 44, 53, 59, 62, 65, 66, 67, 68, 69, 85, n80, n81, n82, n83, n84, n86, n89, n90, n95
VSWR	<1.30, max <1.80
BEAMWIDTH	90°/90° ±30°
POLARIZATION	Vertical
IMPEDANCE	50 $\Omega$

## WI-FI ANTENNA SPECIFICATION

FREQUENCY	2.4 - 2.5 GHz 4.7 - 6 GHz
GAIN	2.4 - 2.5 GHz : 6 dBi 4.7 - 6 GHz : 7 dBi
VSWR	<1.70, max <2.00
BEAMWIDTH	360°/25° ±5°
POLARIZATION	Vertical
IMPEDANCE	50 $\Omega$

## BLUETOOTH ANTENNA SPECIFICATION

FREQUENCY	2.30 - 2.60 GHz
GAIN	3 dBi
VSWR	<1.70, max <2.00
BEAMWIDTH	360°/25° ±5°
POLARIZATION	Vertical
IMPEDANCE	50 $\Omega$

## MECHANICAL SPECIFICATION

MATERIALS	ABS, aluminum, PTFE, Fiberglass
CONNECTOR TYPE	RJ45
INGRESS PROTECTION	IP67
DIMENSIONS	392 x 392 x 99 mm 15.43 x 15.43 x 3.90 inch
WEIGHT	3.7 kg 8.16 lbs
OPERATING TEMPERATURE	From -40°C to 80°C From -40°F to 176°F
MAST DIAMETER	25-60mm 0.98-2.36 inch

## FREQUENCY BANDS

**LTE / 4G GSM**

617 MHz	5	6	8	12	13	14	17	960 MHz
	18	19	20	26	27	28	29	
	44	67	68	85	n81	n82	n83	
	n89							

**LTE / 4G UMTS**

1710 MHz	1	2	3	4	9	10	25	2170 MHz
	33	34	35	36	37	39	59	
	62	n80	n84	n86	n95			

**LTE / 4G WCS DARS**

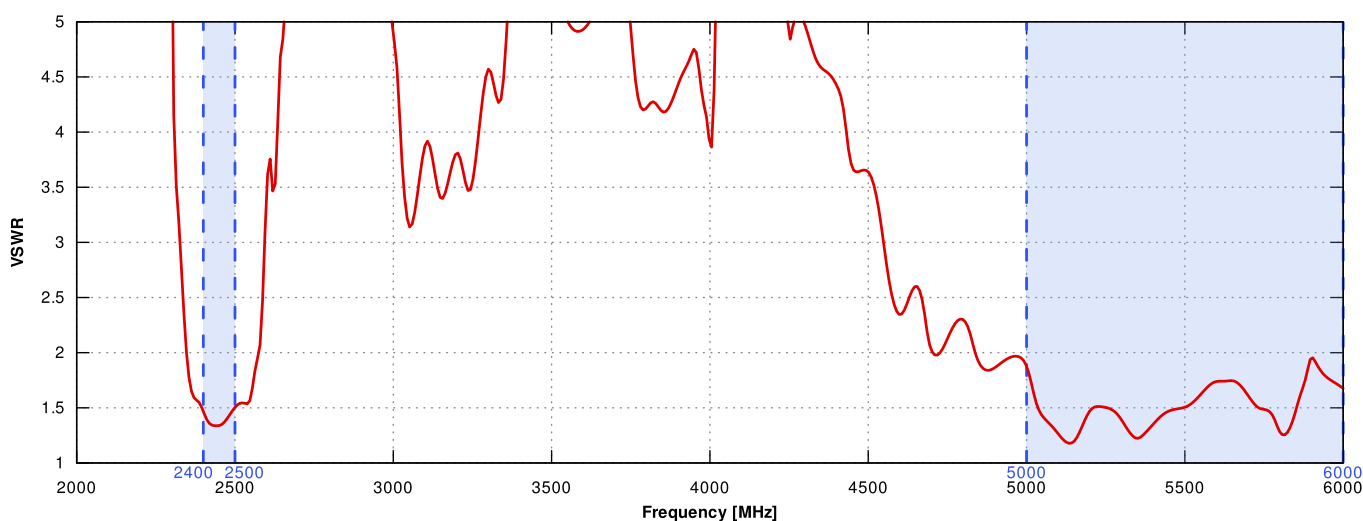
2300 MHz	30	40					2400 MHz
-------------	----	----	--	--	--	--	-------------

**LTE / 4G**

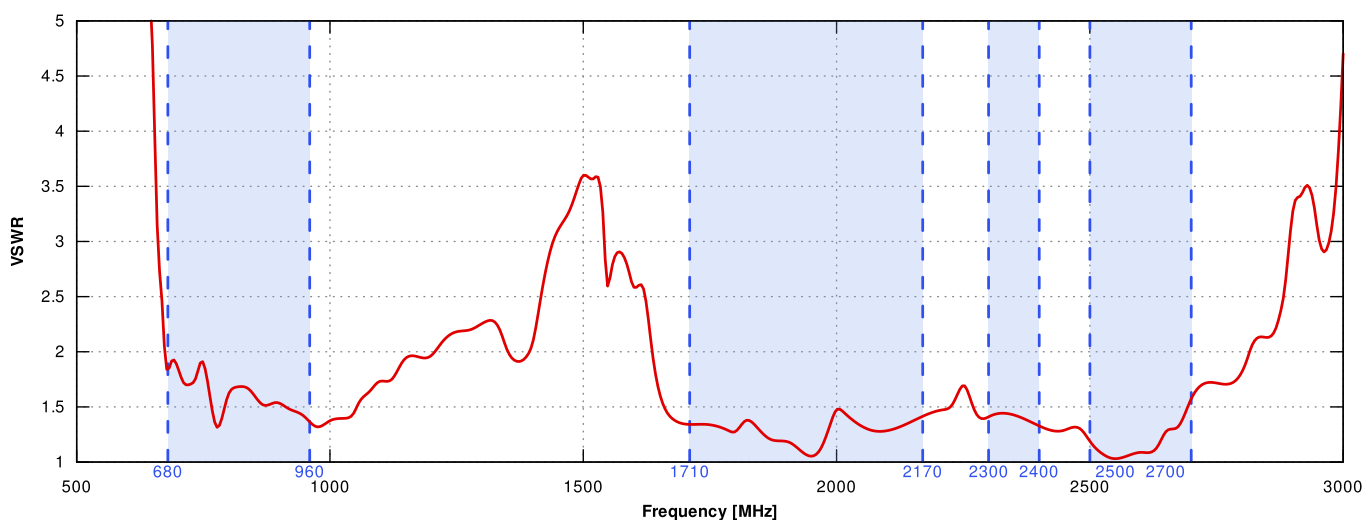
2400 MHz	7	38	41	53	69	n90	2700 MHz
-------------	---	----	----	----	----	-----	-------------

## PLOTS

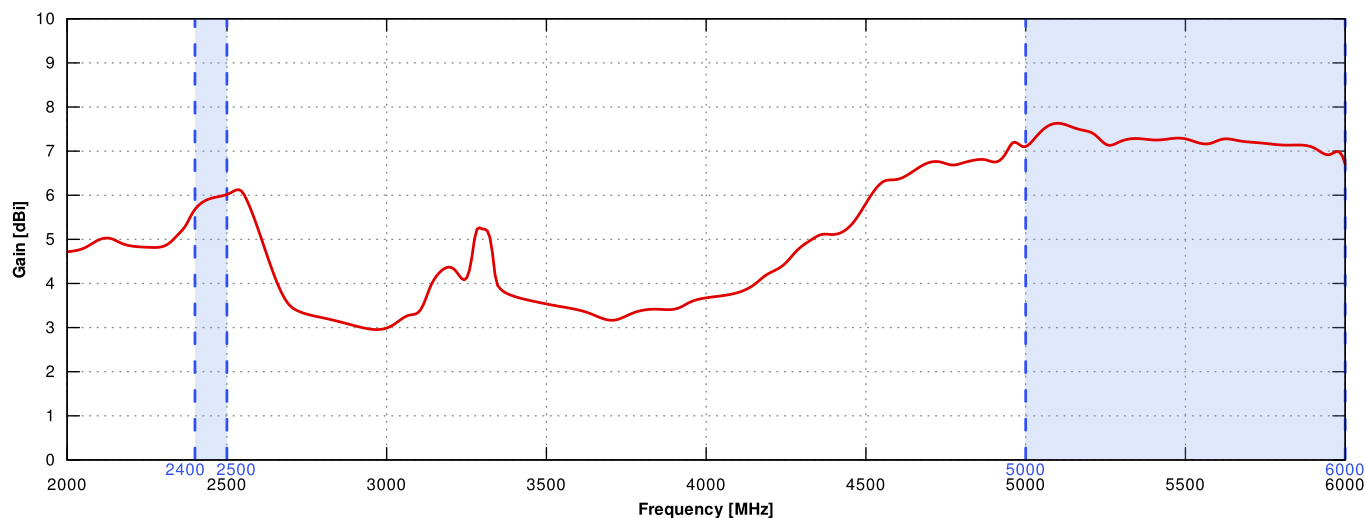
VSWR for Wi-Fi antenna



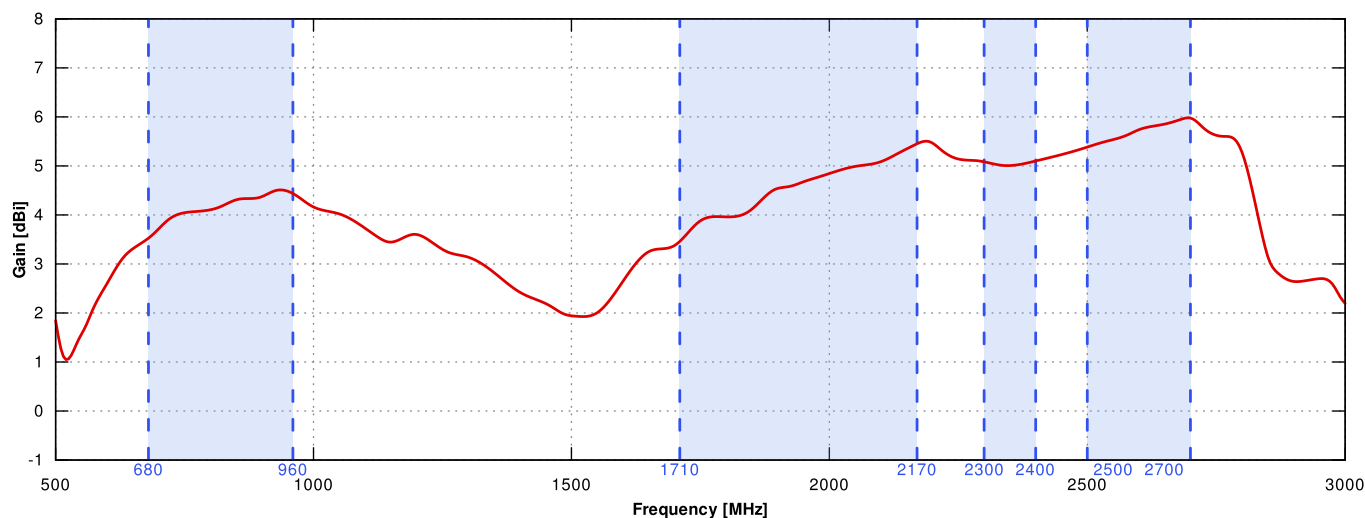
VSWR for LTE antenna



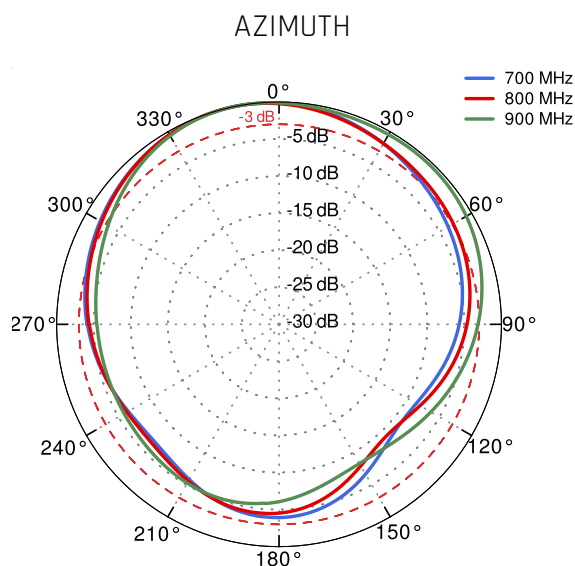
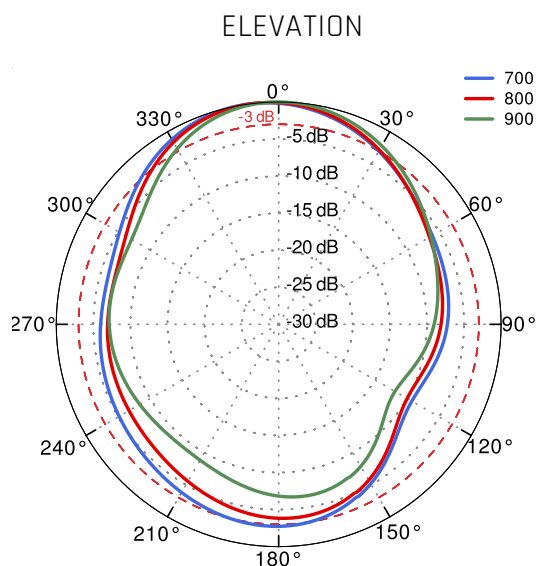
## Gain for Wi-Fi antenna



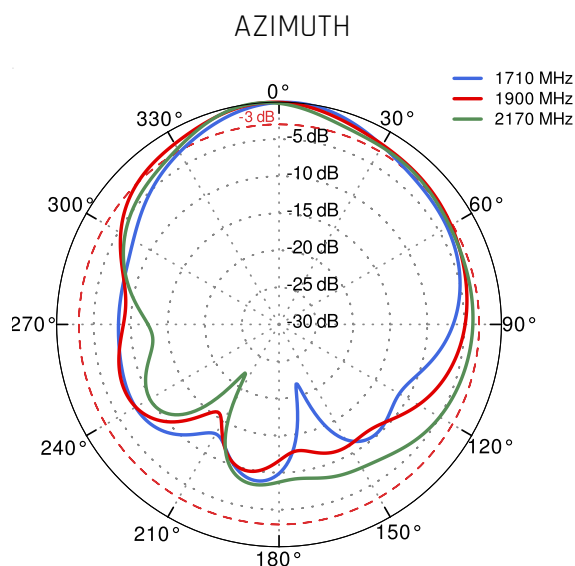
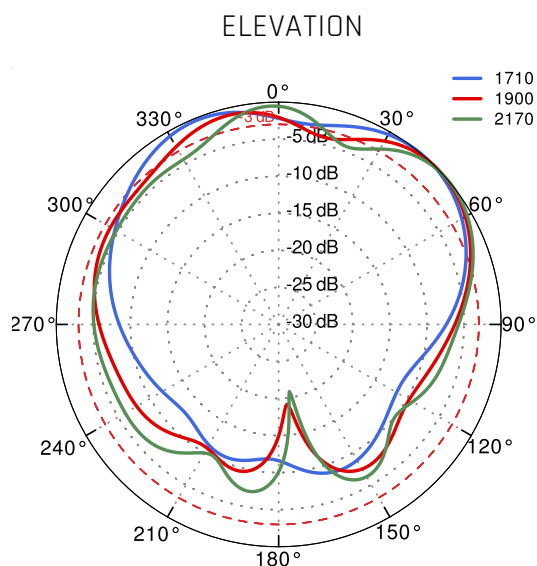
## Gain for LTE antenna



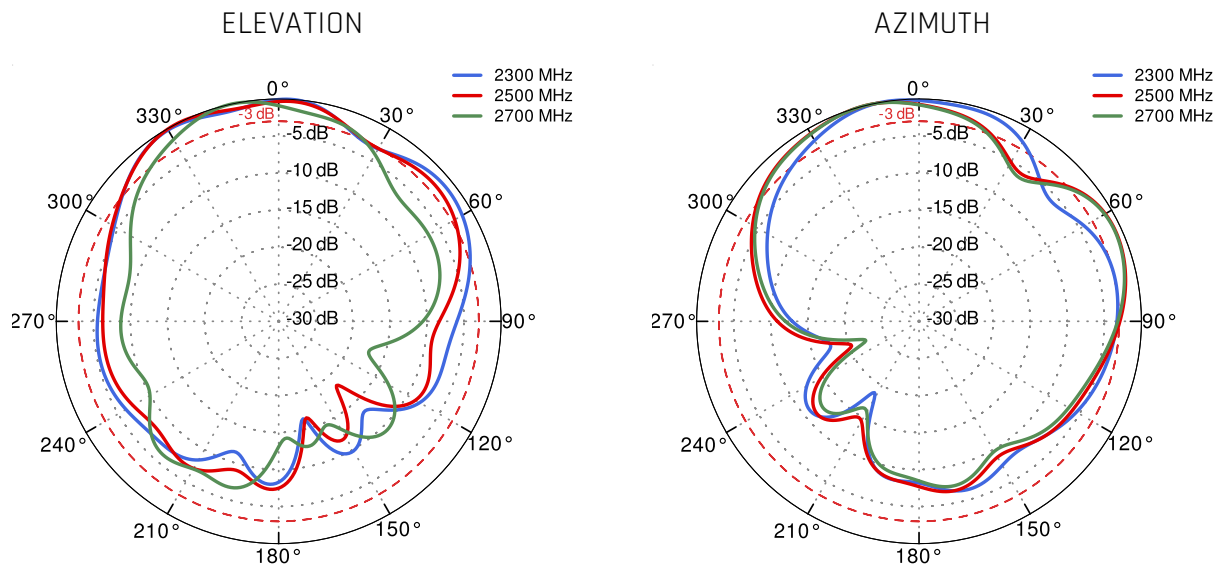
## LTE from 700MHz to 900MHz



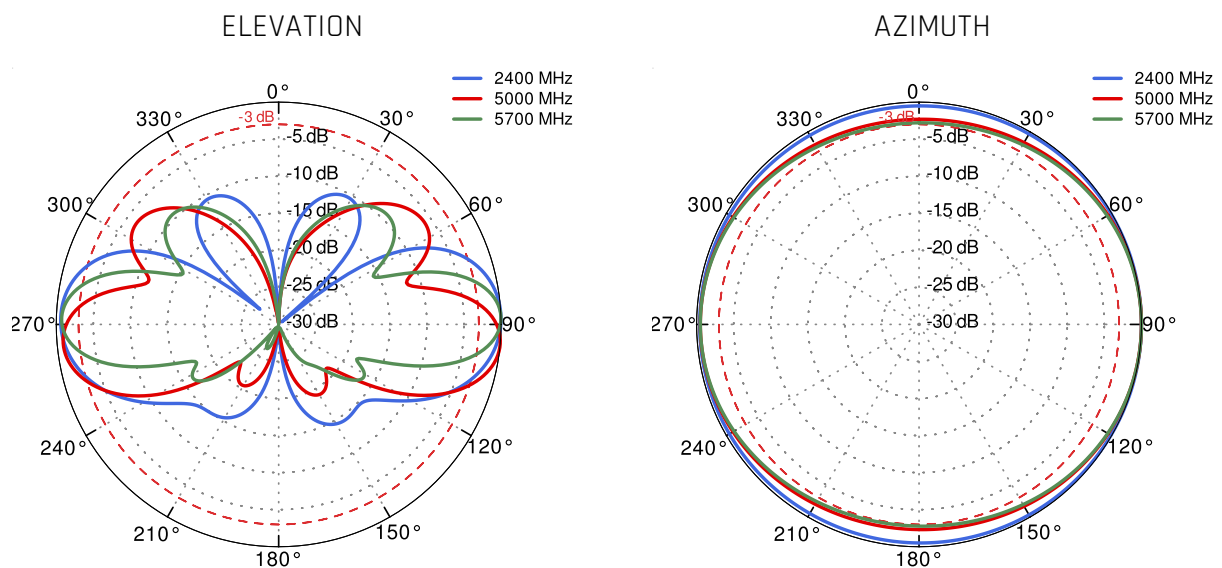
## LTE from 1.71GHz to 2.17GHz



## LTE from 2.3GHz to 2.7GHz



## Wi-Fi 2.4GHz and 5GHz





## DIMENSIONS

