

QuMax for Peplink MAX BR1 Mini 5G

INTEGRATED MULTI-BAND LTE & 5G PANEL ANTENNA + PLACE TO INSTALL PEPLINK MAX BR1 MINI 5G (ALL-IN-ONE)

QuMax for Peplink MAX BR1 Mini 5G is a high performance directional antenna designed for use in a variety of wireless communication applications. This all-in-one product consists of multi-band 5G antennas integrated in IP67 enclosure. It offers 7.5 dBi gain and wide beamwidth, which makes it suitable for use in both urban and rural environments.

Combining QuMax with Peplink MAX BR1 Mini 5G inside the antenna housing gives you complete outdoor solution with multiple use scenarios such as transportation public, energy, mining IoT and more.

5G
617-6000MHz
7 dBi
DIRECTIONAL
IP 67
-40° TO +80°

MOUNTING SYSTEM WITH TWO
PLANES, 60 DEGREES REGULATION




ANTENNA **PERFECTLY MATCHED** WITH
THE ROUTER



OUTDOOR ANTENNA WORKS IN **ANY**
WEATHER CONDITIONS, IP67



MADE IN **EUROPE**



5G / LTE ANTENNA SPECIFICATION

FREQUENCY	0.617 - 0.96 GHz 1.7 - 2.7 GHz 3.3 - 4.6 GHz 4.7 - 6.0 GHz
GAIN	0.617 - 0.96 GHz: 6 dBi 1.7 - 2.7 GHz: 7 dBi 3.3 - 4.6 GHz: 7 dBi 4.7 - 6.0 GHz: 5.5 dBi
SUPPORTED LTE BANDS	1, 2, 3, 4, 5, 7, 8, 9, 10, 12, 13, 14, 17, 18, 19, 20, 22, 25, 26, 27, 28, 29, 30, 33, 34, 35, 36, 37, 38, 39, 40, 41, 42, 43, 44, 46, 47, 48, 49, 52, 53, 65, 66, 67, 68, 69, 71, 85, 103, 106
SUPPORTED 5G BANDS	n1, n2, n3, n5, n7, n8, n12, n13, n14, n18, n20, n25, n26, n28, n29, n30, n34, n38, n39, n40, n41, n46, n47, n48, n53, n65, n66, n67, n71, n77, n78, n80, n81, n82, n83, n84, n85, n86, n89, n90, n95, n97, n98, n100, n101, n255
VSWR	<2.00, max <3.00
BEAMWIDTH	80°/80° ±15°
POLARIZATION	X (±45degrees)
IMPEDANCE	50 Ω

MECHANICAL SPECIFICATION

MATERIALS	ABS, aluminum, PTFE, Fiberglass
CONNECTOR TYPE	RJ45
INGRESS PROTECTION	IP67
DIMENSIONS	486.0 x 292.2 x 175.6 mm 19.13 x 11.50 x 6.87 inch
WEIGHT	2.8 kg 6.17 lbs
OPERATING TEMPERATURE	From -40°C to 80°C From -40°F to 176°F
MAST DIAMETER	25-60mm 0.98-2.36 inch

FREQUENCY BANDS

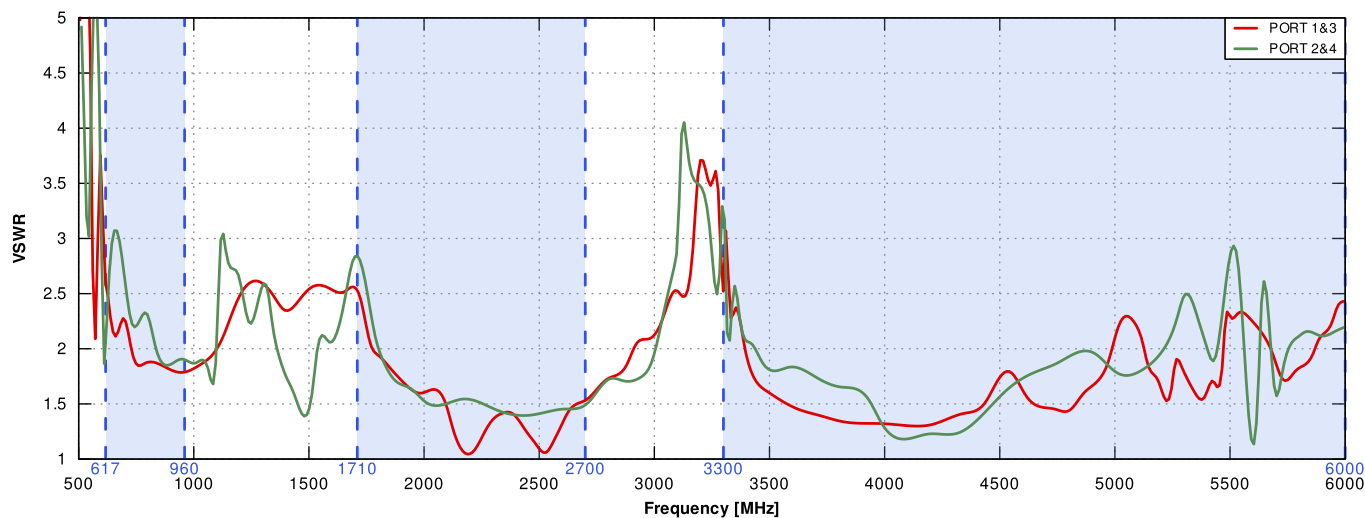
LTE / 4G	1	2	3	4	5	7	8	6000M Hz
	9	10	12	13	14	17	18	
	19	20	22	25	26	27	28	
	29	30	33	34	35	36	37	
	38	39	40	41	42	43	44	
	46	47	48	49	52	53	65	
	66	67	68	69	71	85	103	
	106							

5G

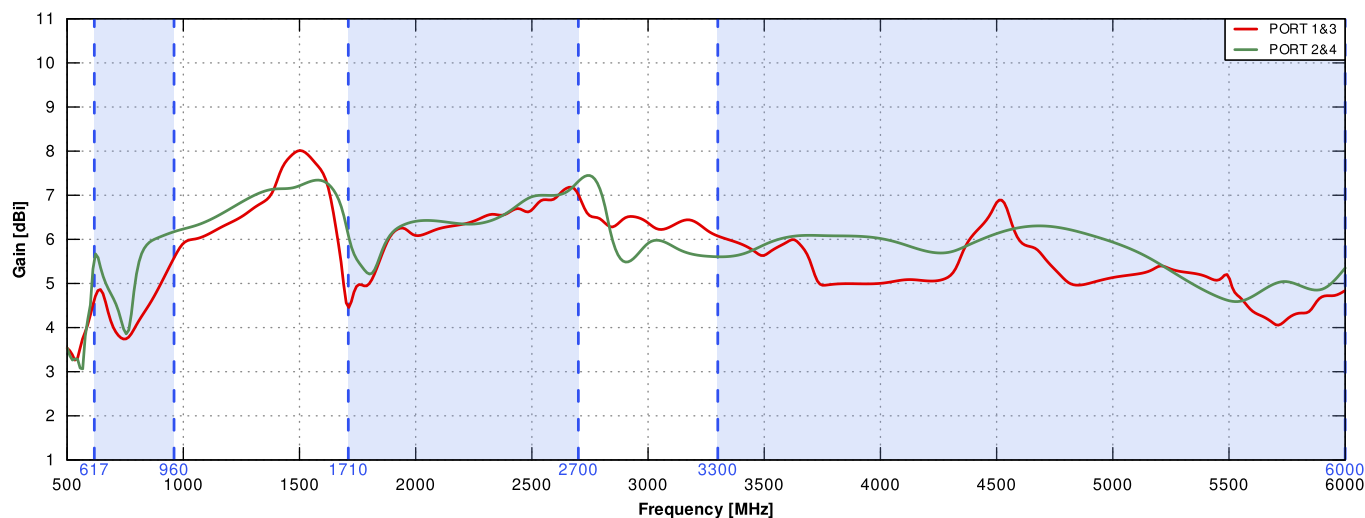
	n1	n2	n3	n5	n7	n8	n12	
	n13	n14	n18	n20	n25	n26	n28	
	n29	n30	n34	n38	n39	n40	n41	
617 MHz	n46	n47	n48	n53	n65	n66	n67	6000 MHz
	n71	n77	n78	n80	n81	n82	n83	
	n84	n85	n86	n89	n90	n95	n97	
	n98	n100	n101	n256				

PLOTS

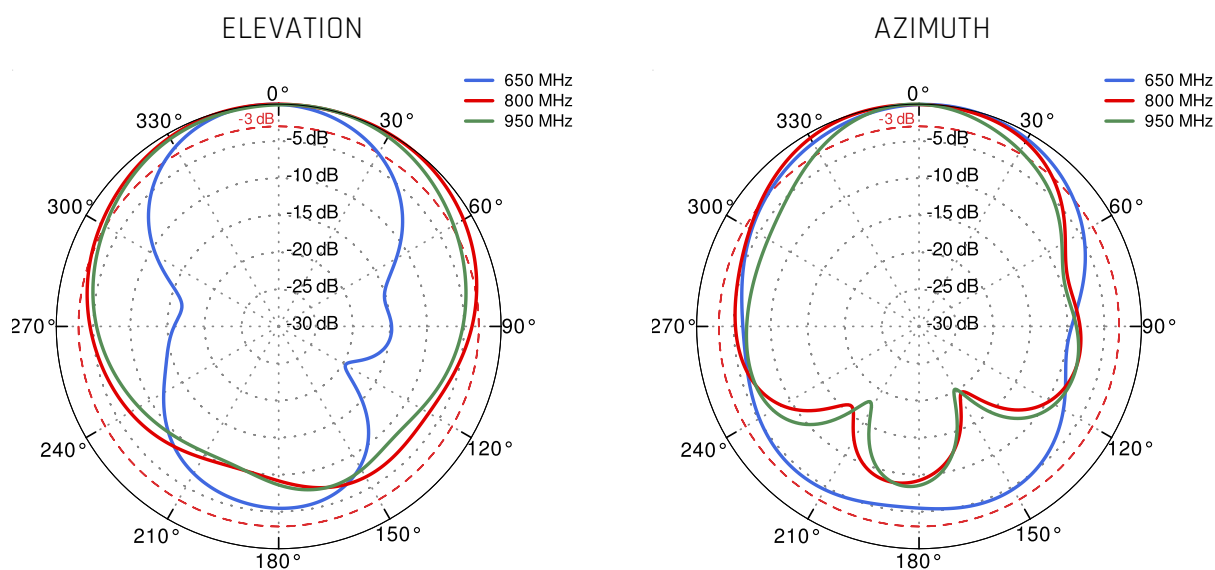
VSWR for 5G/LTE antenna



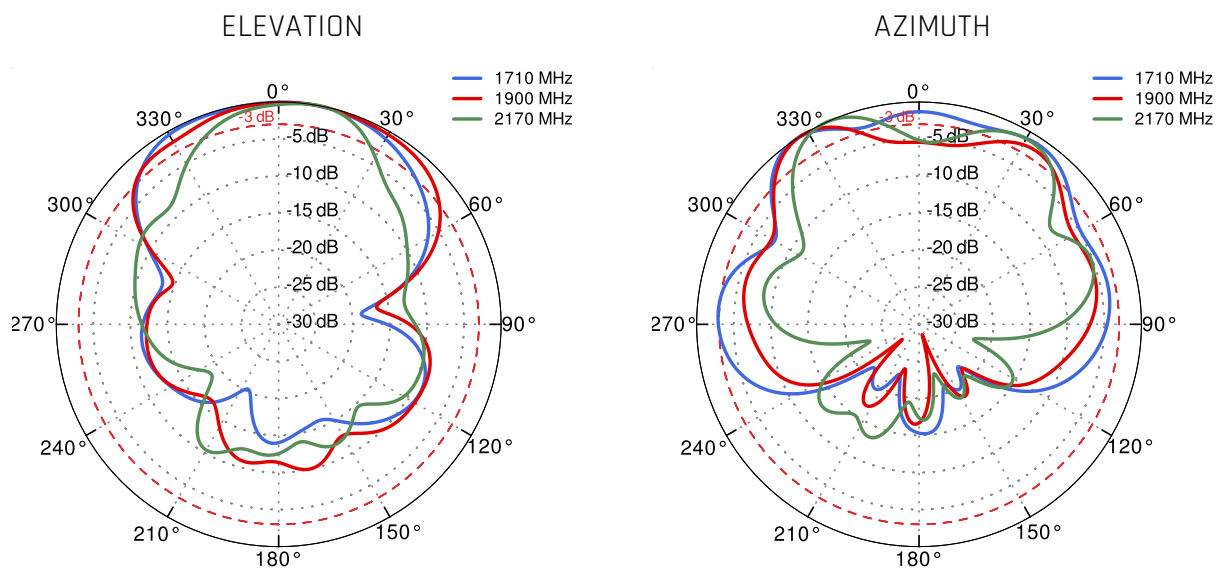
Gain for 5G/LTE antenna



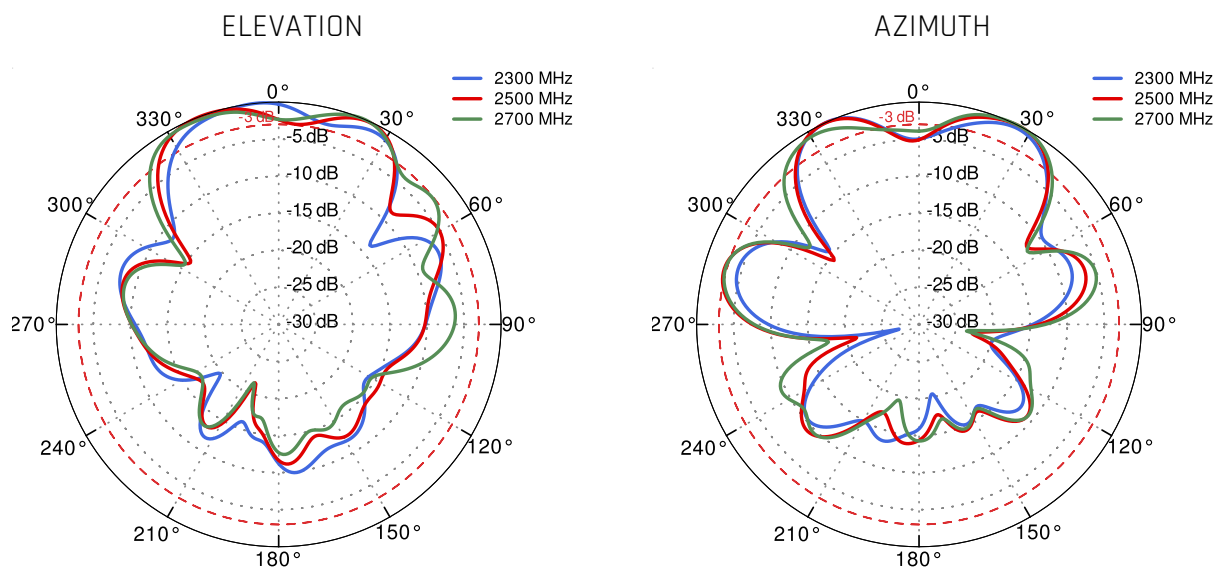
PORT 1&3 - 5G/LTE from 650MHz to 950MHz



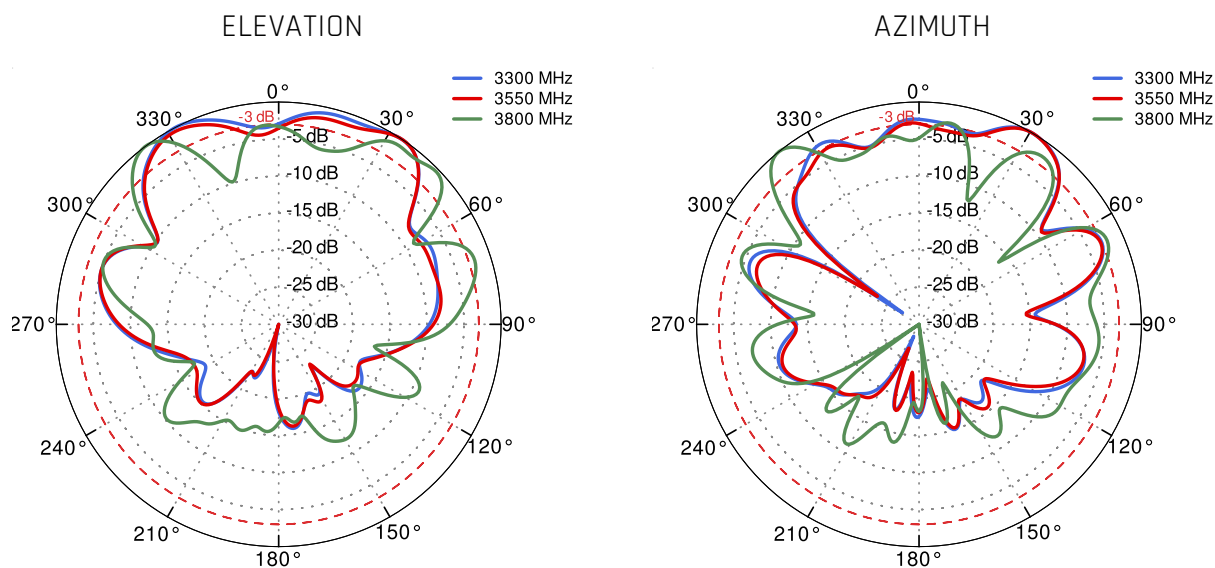
PORT 1&3 - 5G/LTE from 1.71GHz to 2.17GHz



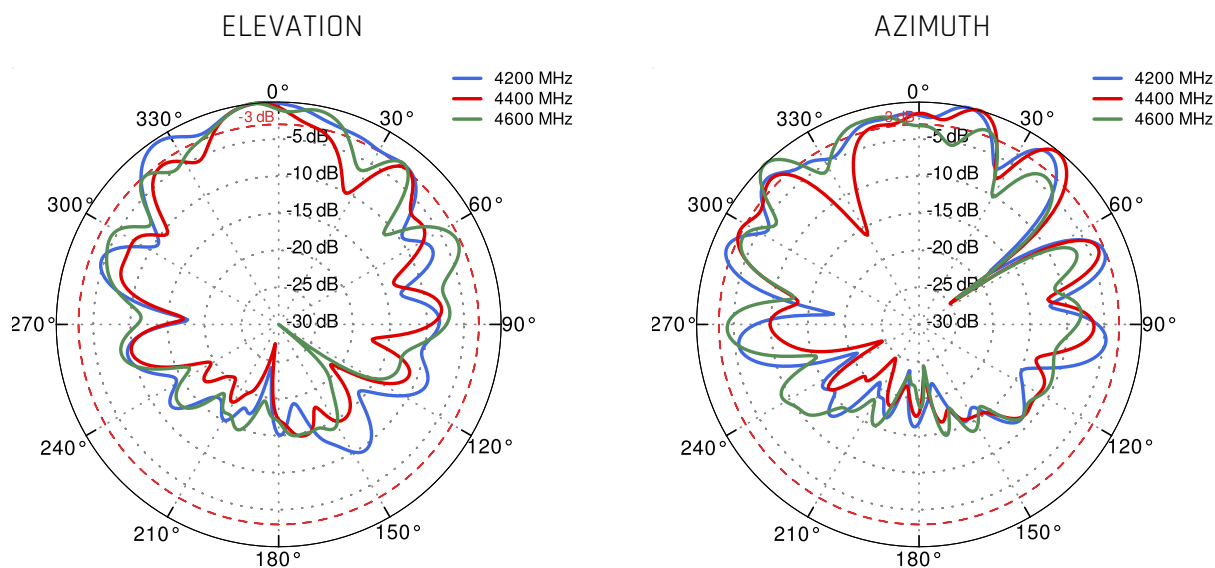
PORT 1&3 - 5G/LTE from 2.3GHz to 2.7GHz



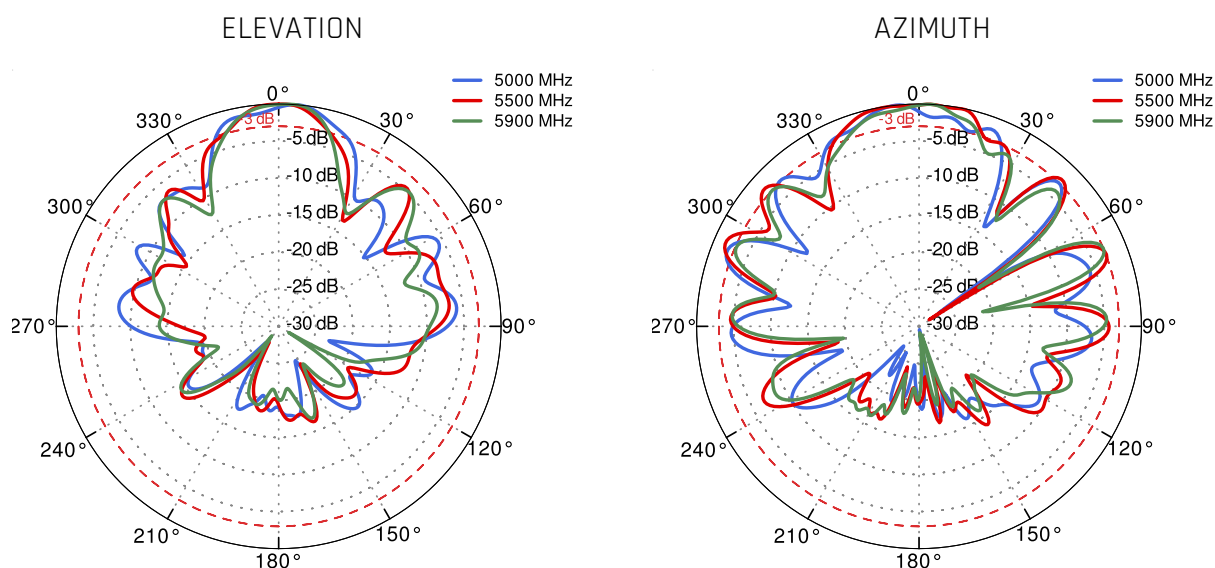
PORT 1&3 - 5G/LTE from 3.3GHz to 3.8GHz



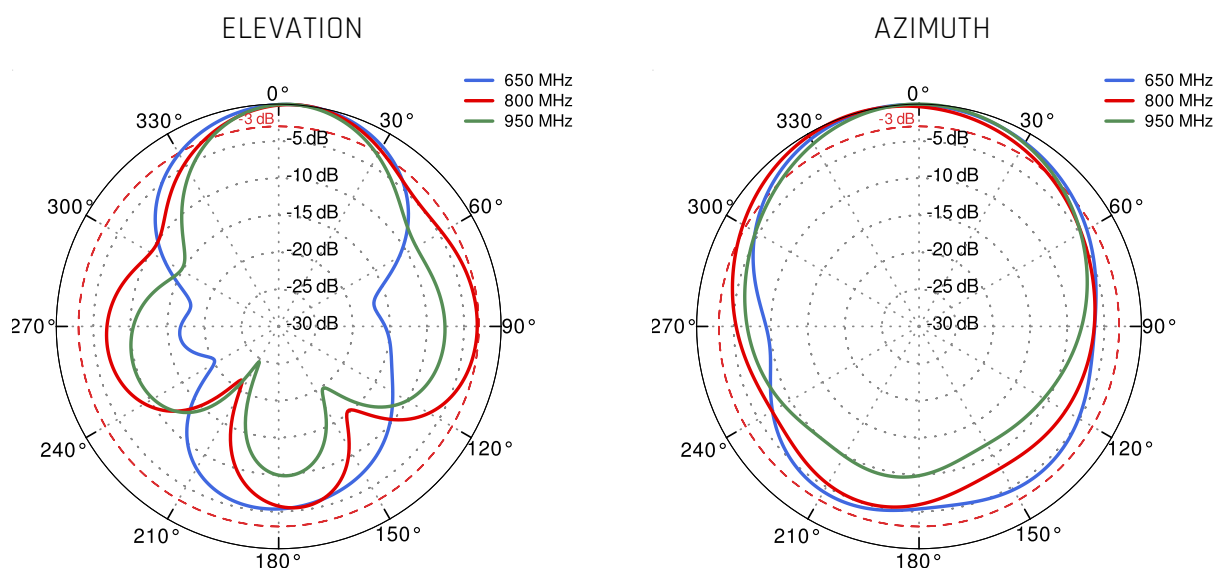
PORT 1&3 - 5G/LTE from 4.2GHz to 4.6GHz



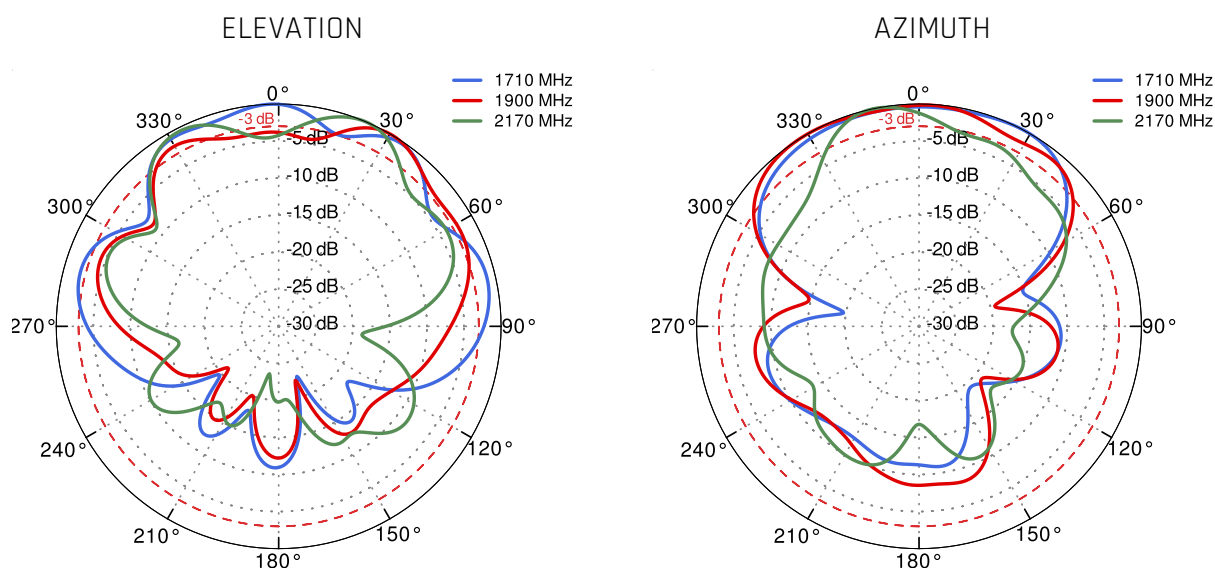
PORT 1&3 - 5G/LTE from 5.0GHz to 5.9GHz



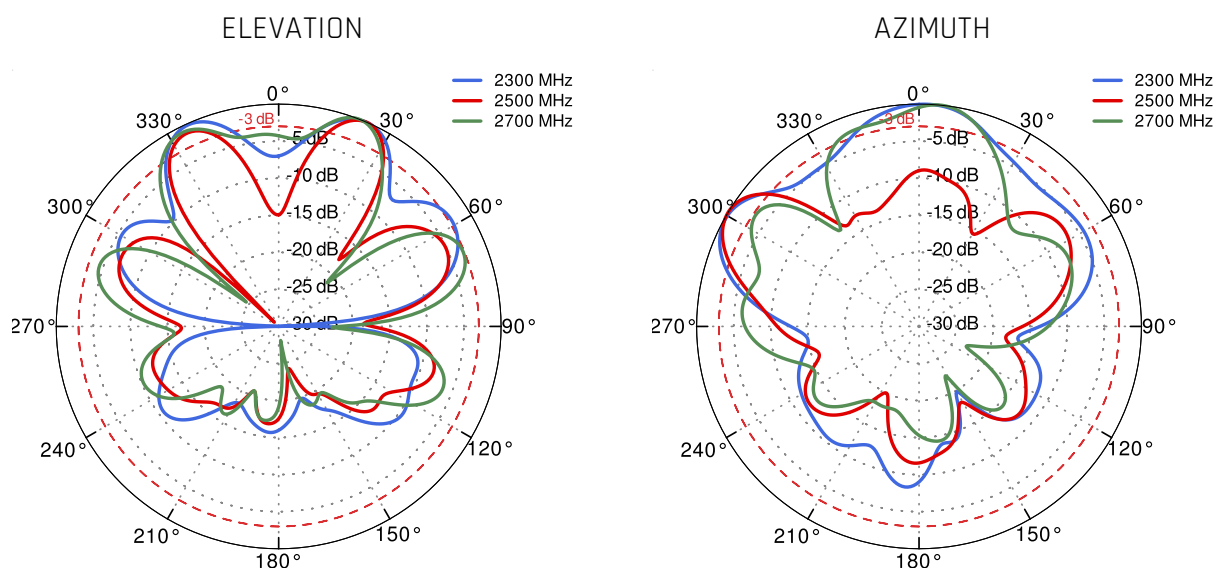
PORT 2&4 - 5G/LTE from 650MHz to 950MHz



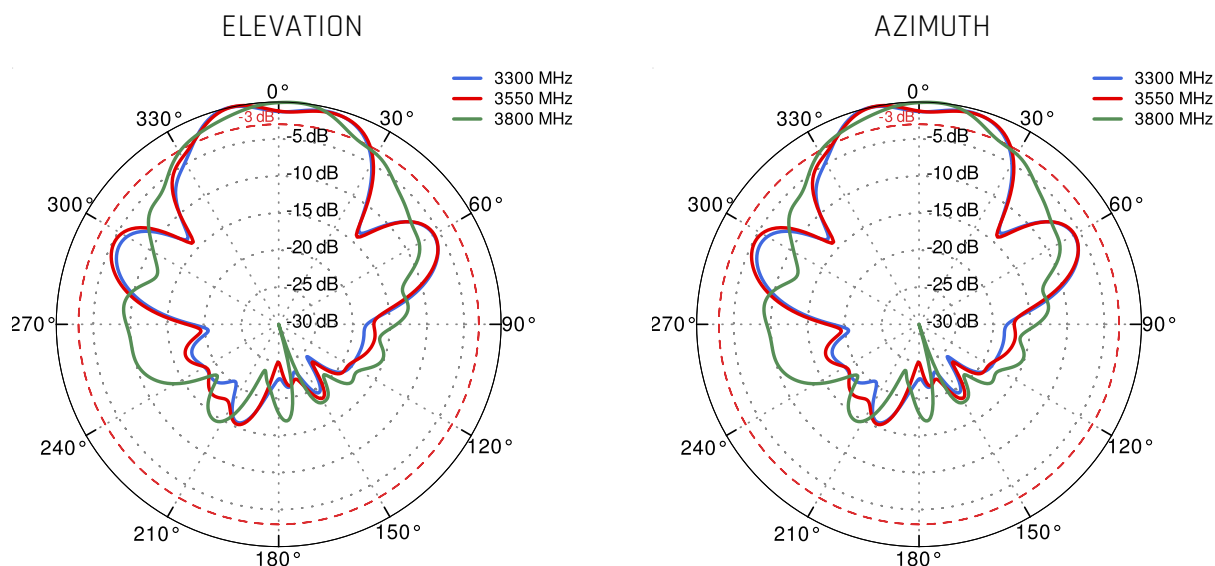
PORT 2&4 - 5G/LTE from 1.71GHz to 2.17GHz



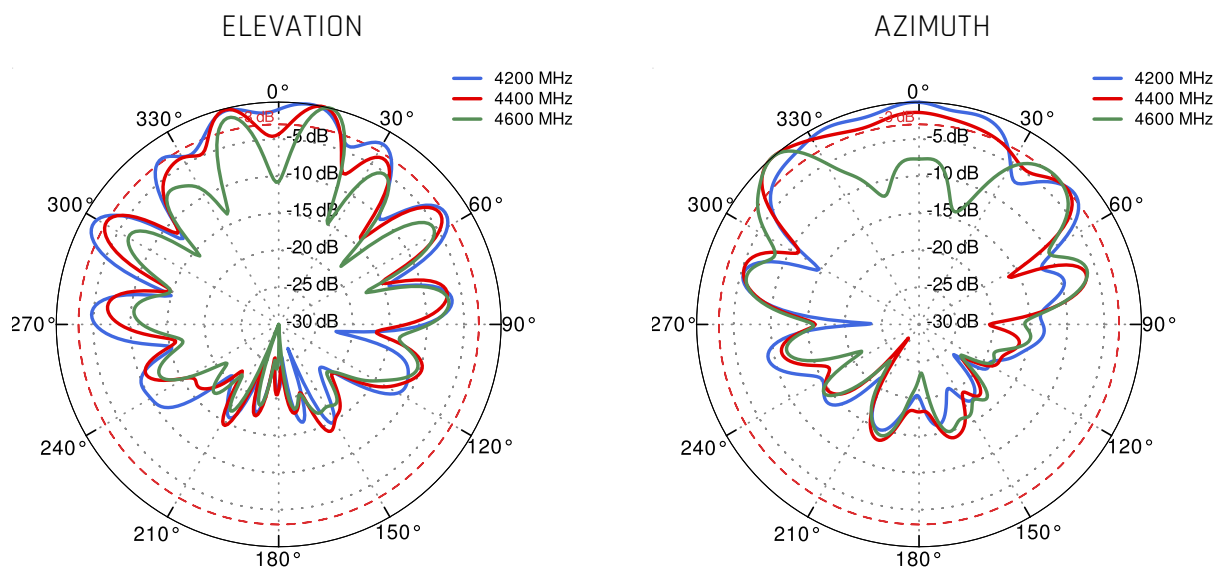
PORT 2&4 - 5G/LTE from 2.3GHz to 2.7GHz



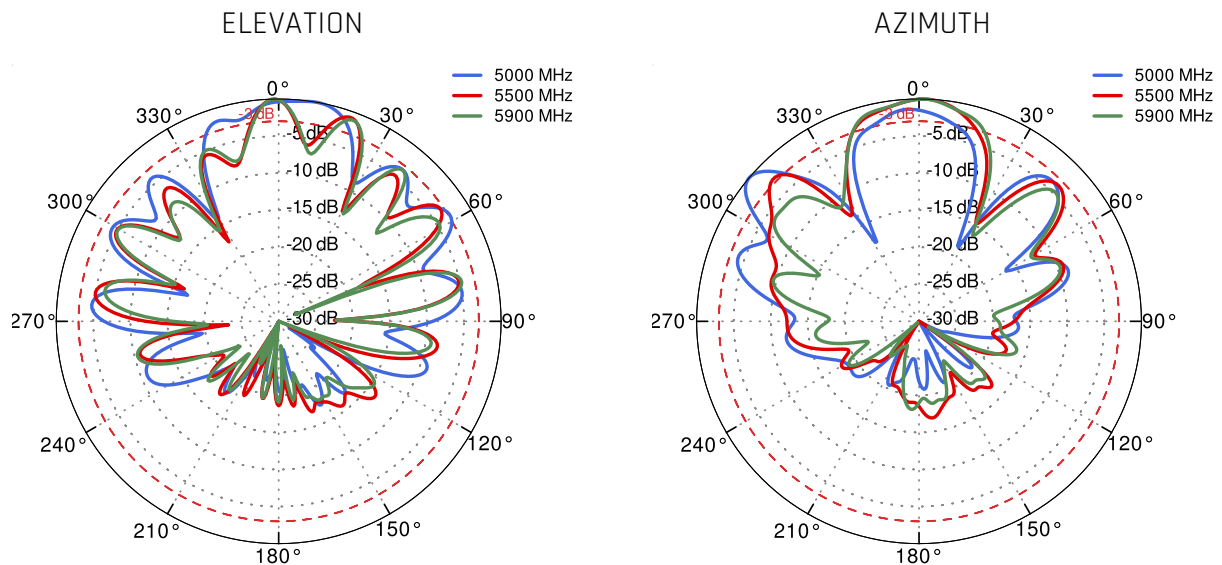
PORT 2&4 - 5G/LTE from 3.3GHz to 3.8GHz



PORT 2&4 - 5G/LTE from 4.2GHz to 4.6GHz



PORT 2&4 - 5G/LTE from 5.0GHz to 5.9GHz



DIMENSIONS

