



QuMax XR All In

Integrated outdoor multi band eXtra Range LTE directional antenna + Wi-Fi dual band 2.4 & 5 GHz omni antenna + Bluetooth antenna + GPS antenna + place to install Teltonika RUT200/240/241/900/901/950/951/955/956/X09/X11 (All-in-one)

QuMAX eXtra Range All In offers the most powerful directional LTE antenna of all QuWireless antennas. It is dedicated to connections with long distance to base station. It also has embedded Wi-Fi dual band 2.4 & 5 GHz omni antennas, GPS antenna and Bluetooth antenna. It is designed to have Teltonika RUT200/240/241/900/901/950/951/955/956/X09/X11 router installed inside IP67 enclosure. It is the first choice for fixed installations in industrial environment.



UNIVERSAL MOUNTING BRACKET



LTE ANTENNA SPECIFICATION

FREQUENCY	694 - 960 MHz 1.7 - 2.2 GHz 2.2 - 2.7 GHz
SUPPORTED LTE/5G BANDS	1, 2, 3, 4, 5, 6, 7, 8, 9, 10, 12, 13, 14, 17, 18, 19, 20, 23, 25, 26, 27, 28, 29, 30, 33, 34, 35, 36, 37, 38, 39, 40, 41, 44, 53, 59, 62, 65, 66, 67, 68, 69, 85, n80, n81, n82, n83, n84, n86, n89, n90, n95
GAIN	694 - 960 MHz : 7 dBi 1.7 - 2.2 GHz : 7 dBi 2.2 - 2.7 GHz : 7 dBi
FRONT-TO-BACK	>10 dB
VSWR	<1.70, max <2.00
BEAMWIDTH	70°/70° ±15°
POLARIZATION	Dual polarized X-Pol
IMPEDANCE	50 Ω

WI-FI ANTENNA SPECIFICATION

FREQUENCY	2.4 - 2.5 GHz 4.7 - 6 GHz
GAIN	2.4 - 2.5 GHz : 6 dBi 4.7 - 6 GHz : 7 dBi
VSWR	<1.70, max <2.00
BEAMWIDTH	360°/25° ±5°
POLARIZATION	Vertical
IMPEDANCE	50 Ω

BLUETOOTH ANTENNA SPECIFICATION

FREQUENCY	2.30 - 2.60 GHz
GAIN	3 dBi
VSWR	<1.70, max <2.00
BEAMWIDTH	360°/25° ±5°
POLARIZATION	Vertical
IMPEDANCE	50 Ω

MECHANICAL SPECIFICATION

MATERIALS	ABS, aluminum, PTFE, Fiberglass
CONNECTOR TYPE	RJ45
INGRESS PROTECTION	IP67
DIMENSIONS	392 x 392 x 99 mm 15.43 x 15.43 x 3.90 inch
WEIGHT	3.7 kg 8.16 lbs
OPERATING TEMPERATURE	From -40°C to 80°C From -40°F to 176°F
MAST DIAMETER	25-60mm 0.98-2.36 inch

FREQUENCY BANDS

LTE / 4G GSM	<div>56812131417</div> <div>617 MHz<div>18192026272829</div><div>44676885n81n82n83</div><div>n89</div>960 MHz</div>
LTE / 4G UMTS	<div>123491025</div> <div>1710 MHz<div>33343536373959</div><div>62n80n84n86n95</div>2170 MHz</div>

LTE / 4G WCS DARS

2300
MHz

30

40

2400
MHz

LTE / 4G

2400
MHz

7

38

41

53

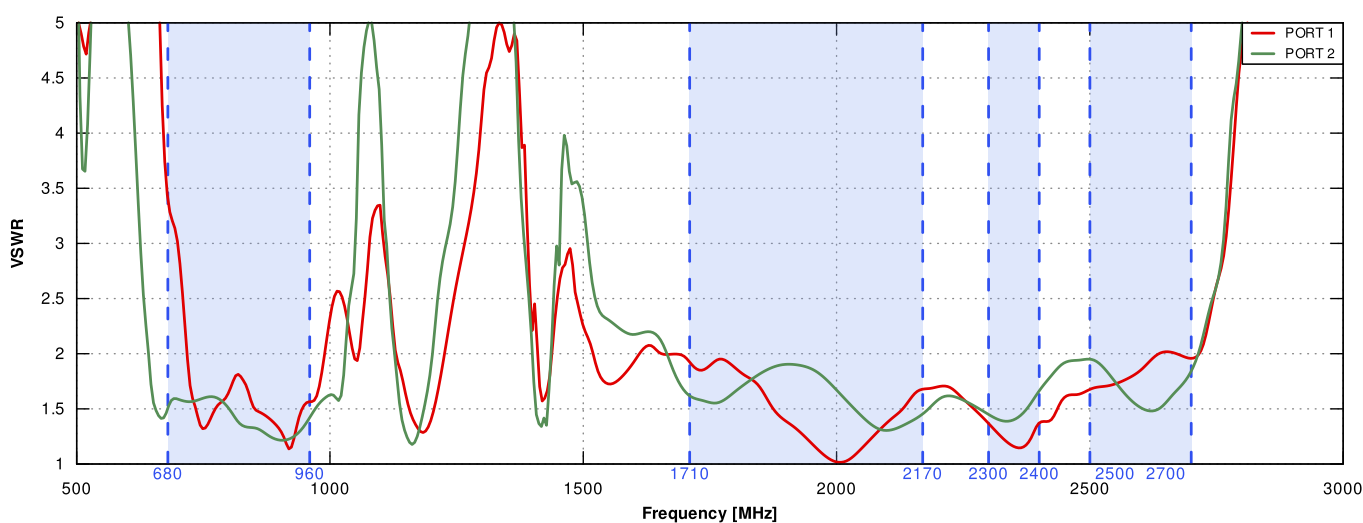
69

n90

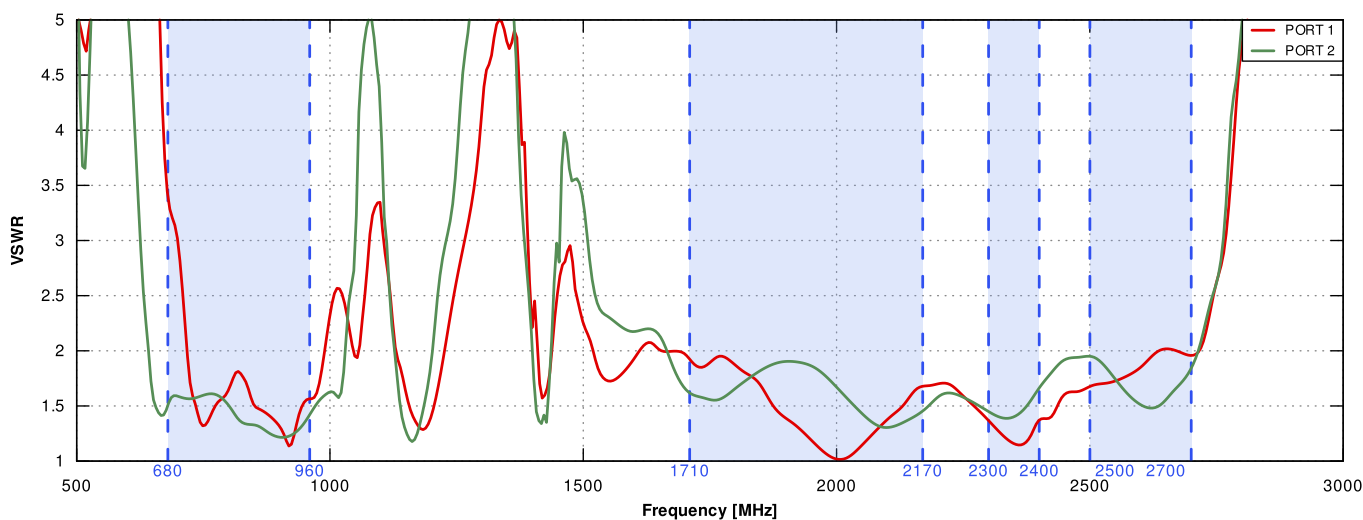
2700
MHz

PLOTS

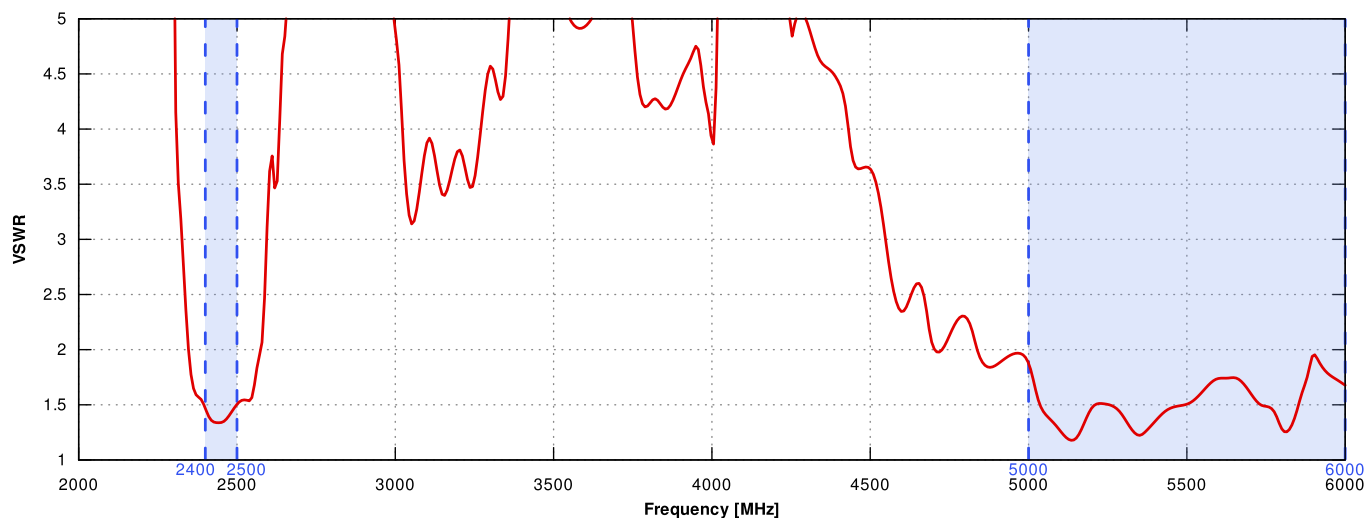
VSWR for LTE antenna PORT 1



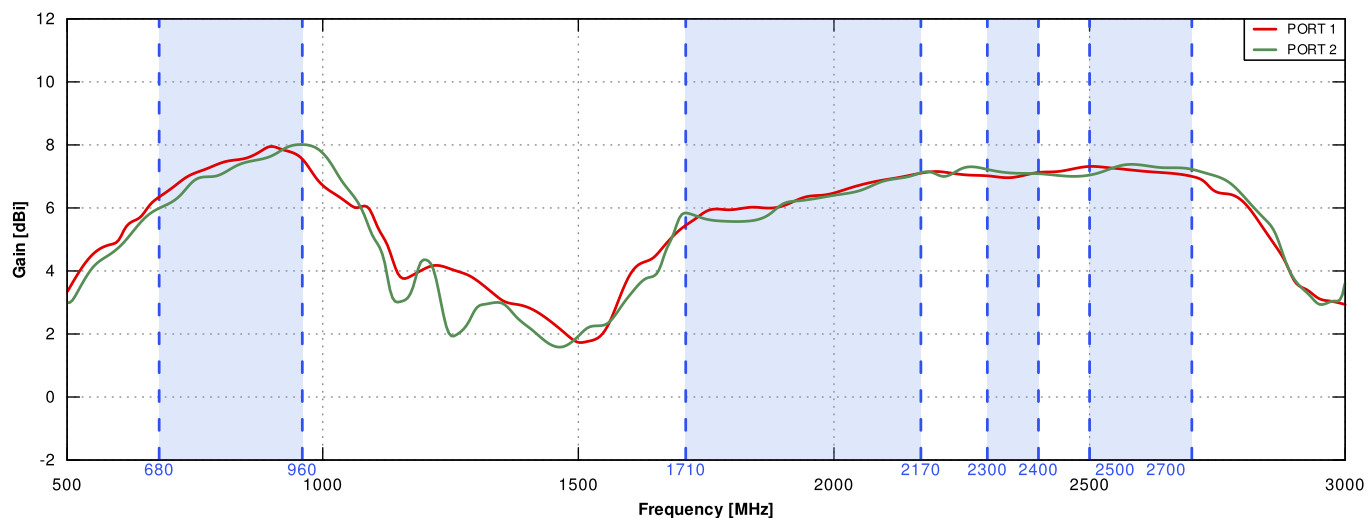
VSWR for LTE antenna PORT 2



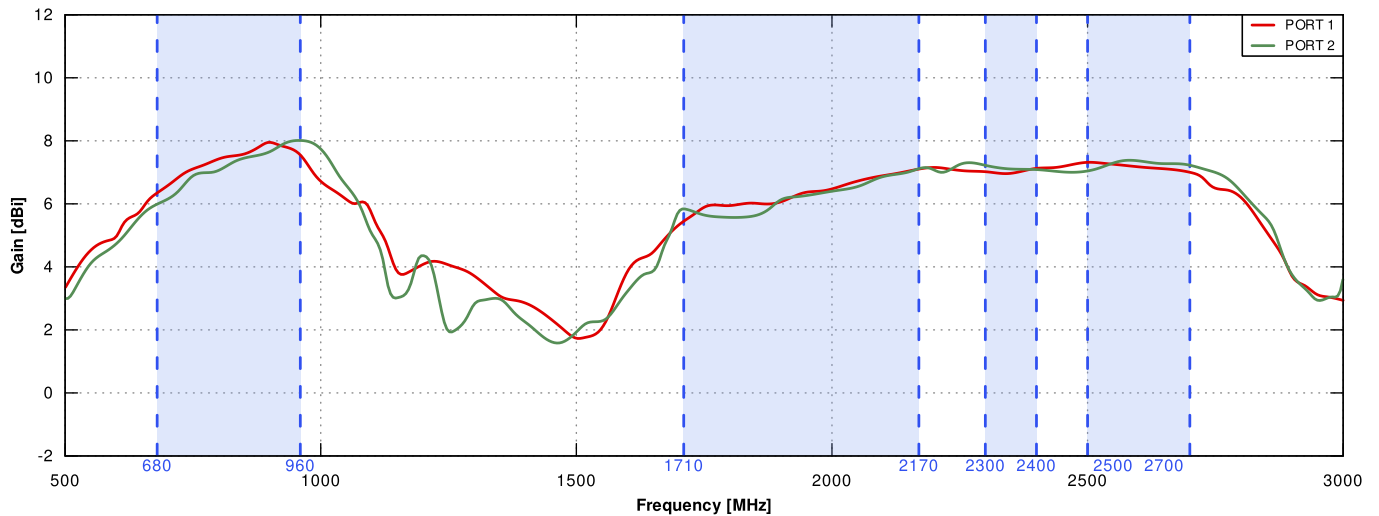
VSWR for Wi-Fi antenna



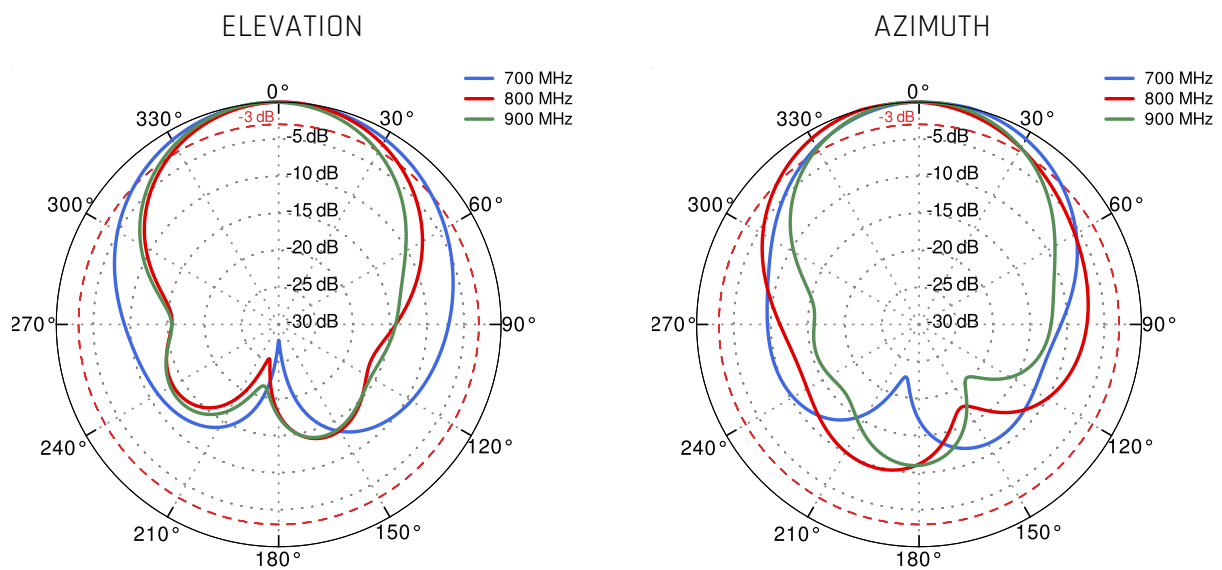
Gain for LTE antenna



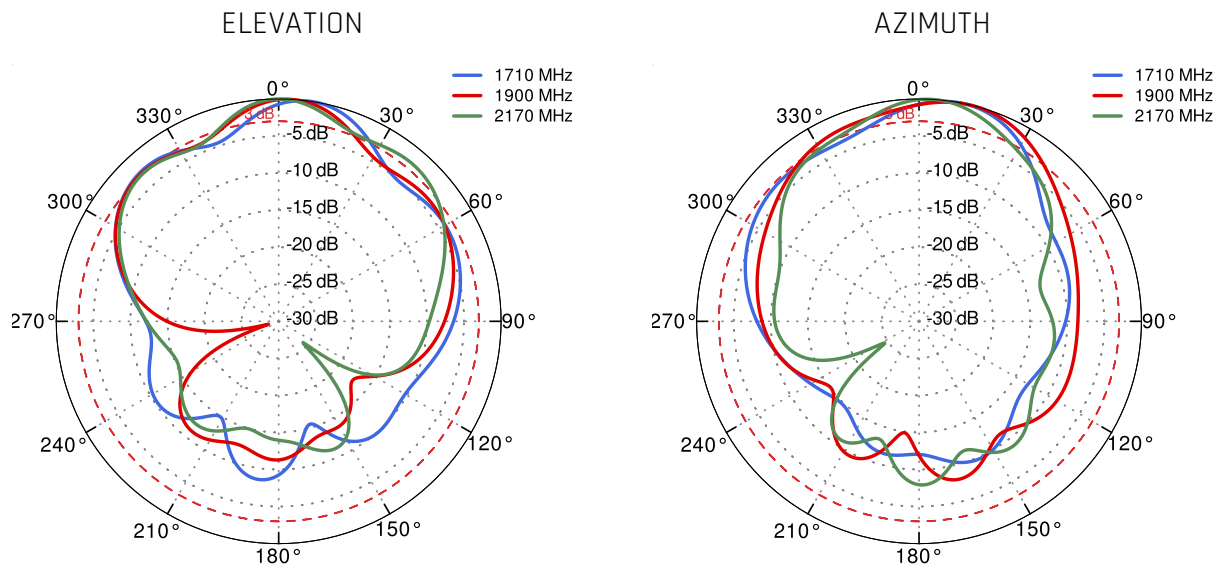
Gain for Wi-Fi antenna



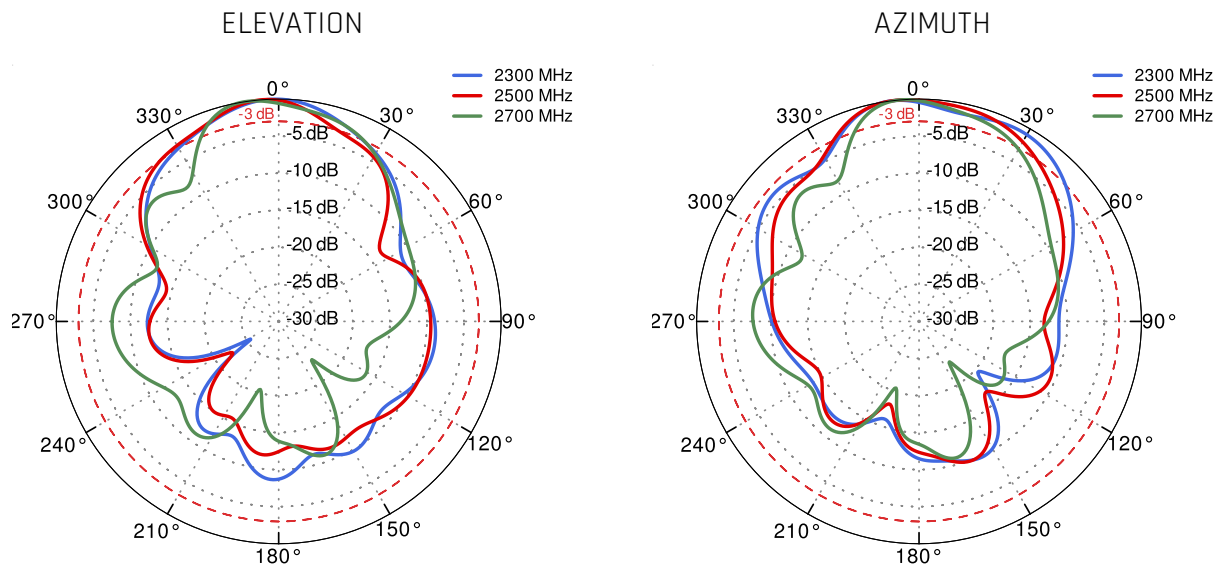
PORT 1 700MHz to 900MHz



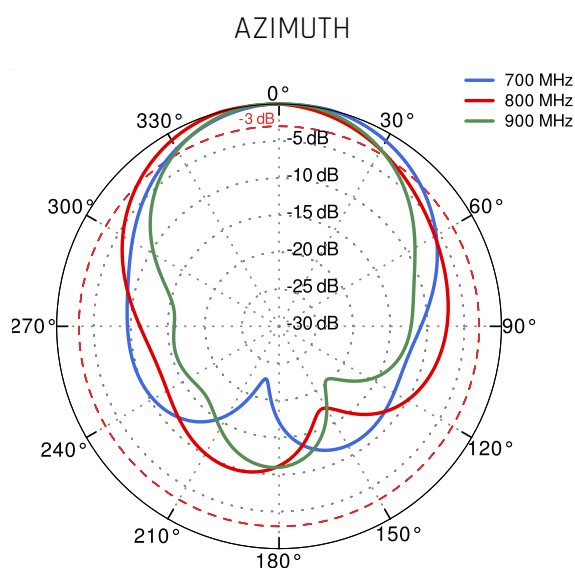
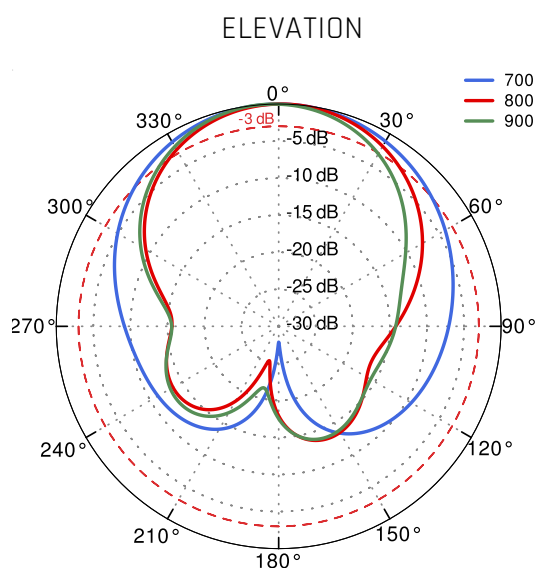
PORT 1 1.71GHz to 2.17GHz



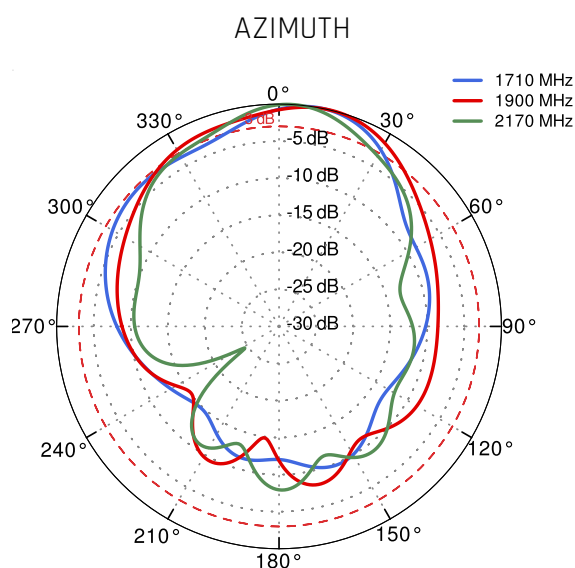
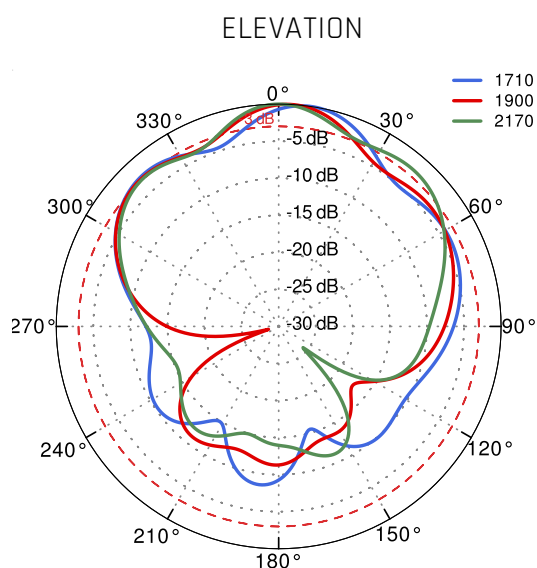
PORT 1 2.3GHz to 2.7GHz



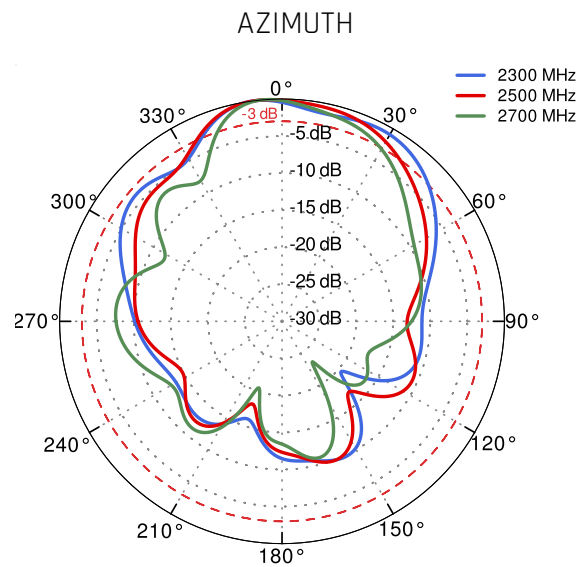
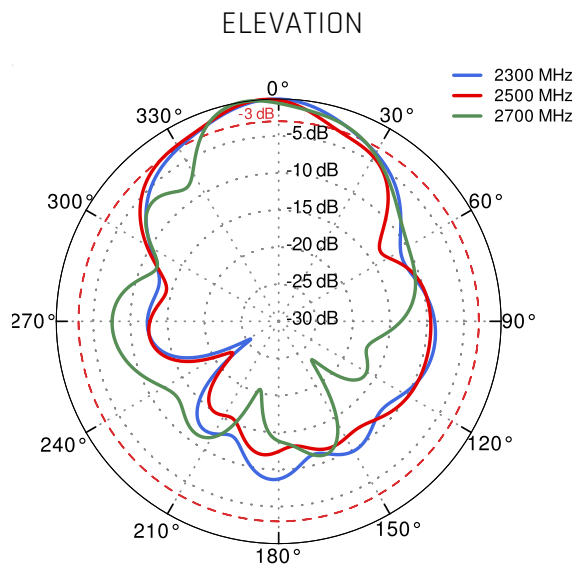
PORT 2 700MHz to 900MHz



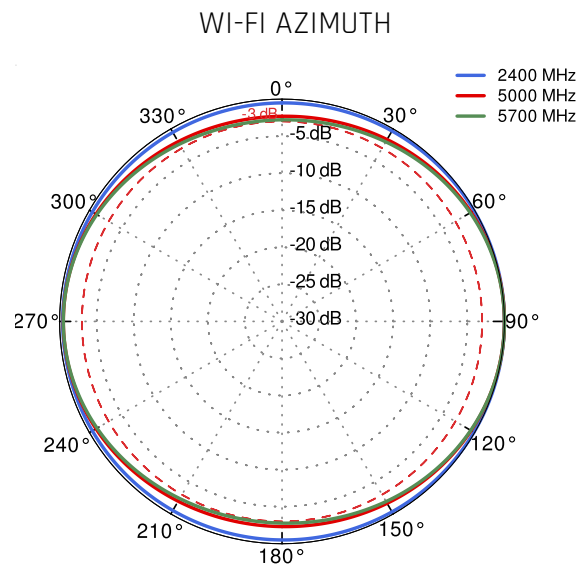
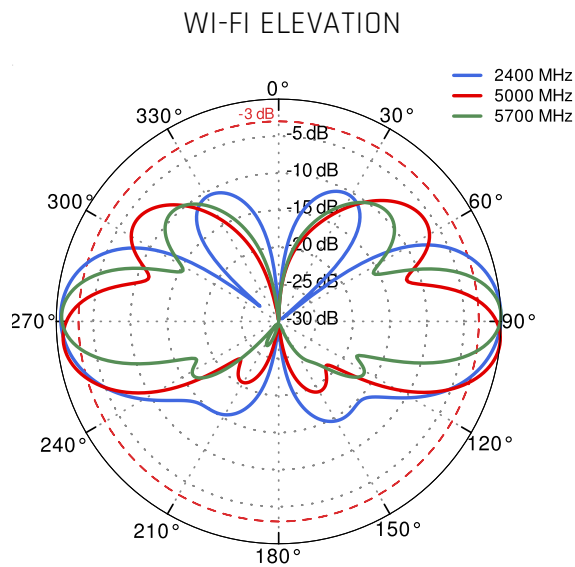
PORT 2 1.71GHz to 2.17GHz



PORT 2 2.3GHz to 2.7GHz



2.4GHz & 5GHz



DIMENSIONS

