

QuPoE AF-24V-SP - 802.3at Splitter to 24 Passive PoE (mode B) or DC output

QuPoE AF-24V-SP - This device has 2 applications: 1) 802.3af to 24V 13W active splitter, 2) 802.3af active to 24V 13W Passive PoE converter. Switching between this 2 modes is done using remove jumpers

QuPoE AF-24V-SP splitter provides PoE and data output protection. It is compliant with the **IEEE802.3af standard** and has a work temperature range of -40...+80C. This small device has **lightning, surge, ESD, EFT protection** and is ideal for outdoor applications and powering gateway devices, routers, etc.

SIDAC Thyristor and High power TVS Diode provide protection against lightning and high surge. The device has overcurrent protection and short protection with auto restart.

Based on high quality parts for working long life time.




GIGABIT ETHERNET



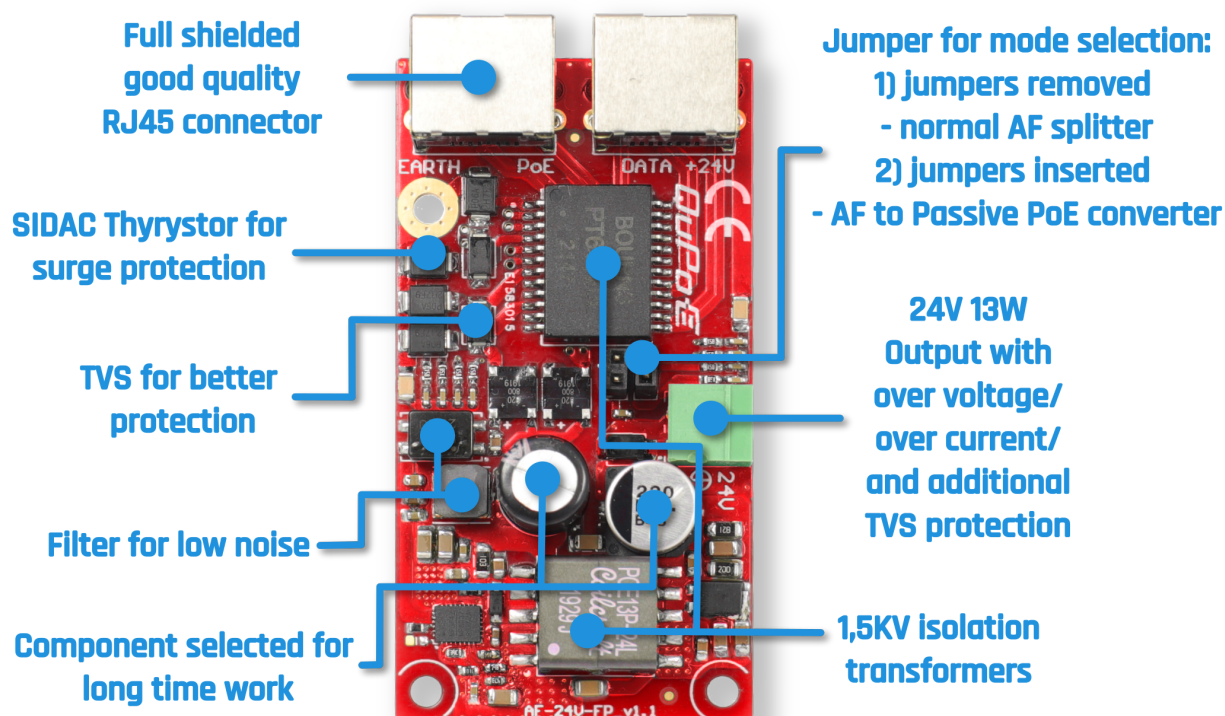
LIGHTNING/SURGE/ESD PROTECTION



MADE IN EUROPE




SAFETY FEATURES



PORTS

DATA + PoE IN

DATA OUT



**+24VDC
OUT**

POE SPECIFICATION

IEEE STANDARD

IEEE 802.3ab 1000Base-T Gigabit Ethernet
IEEE 802.3af PoE (Power over Ethernet)

POWER SUPPLY / POE IN

Powered from PoE in, IEEE802.3af/at
38-58V, 30W max for PD_802.3AT
Supports both PoE A mode or B mode

DC OUTPUT / PASSIVE POE OUTPUT

DC: 24V 13W
Passive PoE 24V 13W (mode B)

DATA OUT

RJ45 10/100/1000Base-T(X)

MECHANICAL SPECIFICATION

OPERATING TEMPERATURE

-40 ~ 80°C
-40 ~ 176°F

DIMENSIONS

78 x 40 x 17 mm
3.07 x 1.57 x 0.67 inch

PROTECTION

EN61000-4-2 (ESD)	Level 4 (8kV contact, 15kV Air), Criteria B
EN61000-4-3 (RS)	Level 3 (10V/m), Criteria A
EN61000-4-4 (EFT)	Level 4 (4kV), Criteria A
EN 61000-4-6 (CS)	Level 3, Criteria A or extended level
EN 61000-4-5 (SURGE)	Level 5 (min 2kV), Criteria B (Telecommunication cables) 2 kA 8/20 μ s 1 kA 10/350 μ s
GR-1089	YES
ITU-T K.20	YES
ITU-T K.21	YES
IEC60950-1	YES
EN62368-1	YES
LIGHTING/SURGE/ESD PROTECTION REQUIREMENTS	GDT elements, SIDAC Thyristor, Hight power TVS Diode and TVS Diode Array provide protection against lighting and Hight surge making the device ideal for outdoor applications and powering e.g. gateway devices, routers, etc...
ISOLATION REQUIREMENTS	The GDTs (Gas Discharge Tubes) are connected between the data pair (and not GD) to be compliant with the IEEE802.3 standard. A properly rated transformer provides the required isolation for IEEE 802.3 compliance.

POWER FAULT REQUIREMENTS

Series telecom fuses provide overcurrent protection that complies with the GR-1089, ITU K20/21, EN60950-1 power fault requirements.

HOW TO CONNECT ACTIVE SPLITTER

