


QuSector 9HV-65-5 Wi-Fi 6E

QuSector 9HV-65-5 Wi-Fi 6E offers a 65 degrees, 8dBi (2.4GHz) & 9dBi (5GHz-7GHz) gain signal. It is a perfect indoor and outdoor device for industrial installations.

QuSector 9HV-65-5 is a concurrent dual band, H&V polarity, MIMO 5x5 panel antenna. It simultaneously operates at **2.4GHz** with 8dBi gain and at **5GHz-7GHz** with 9dBi gain. Due to its medium gain, it can be used on short or medium distances, for example for hotspots in schools, stadiums, offices or public places. It is a futureproof solution with **Wi-Fi 6E** and **Wi-Fi 7** support. High quality injection moulded enclosure allows to implement it alongside with indoor and IP67 outdoor solutions. Wide frequency range (2.4-2.5GHz & 5-7.125GHz) helps to find suitable frequency for the most effective operation. It is designed to be applied mainly to special access points working in the systems where two bands (frequencies) are diplexed for one antenna connector. The antenna comes in three configurations, with 5*70cm (28inch) cables terminated with Nm, RPSMA, RPTNC connectors. QuSector 9HV-65-5 was designed to be a perfect match for your access point.

 Wi-Fi 6E

2.4GHz + 5GHz
6GHz + 7GHz



9 dBi



DIRECTIONAL



IP 67



-40° TO +80°

WI-FI SPECIFICATION

FREQUENCY	2.4 - 2.5 GHz 5 - 7.125 GHz
GAIN	2.4 - 2.5 GHz: 8 dBi 5 - 7.125 GHz: 9 dBi
VSWR	< 1.80
BEAMWIDTH	2.4 - 2.5 GHz - 65°/65° 5 - 7.125 GHz - 60°/60°
POLARIZATION	Horizontal Vertical
IMPEDANCE	50 Ω
SEPARATION BETWEEN CONNECTORS	2.4 - 2.5 GHz: > 33dB
FRONT-TO-BACK	2.4 - 2.5 GHz: 20dB 4.9 - 6 GHz: 25dB
MAX INPUT POWER	50W
DC GROUND	Yes

MECHANICAL SPECIFICATION

MATERIAL	ABS
CONNECTOR	5xRPSMA/5xNM/5xRPTNC
OUTER DIMENSIONS	16.5 x 16.5 x 4.5 cm 6.5 x 6.5 x 1.77 inch
WEIGHT	0.9 kg
OPERATING TEMPERATURE	-40°C to +80°C -40°F to 176°F

MOUNTING KIT

MATERIAL	Galvanized steel
WEIGHT	0.3 kg
MOUNTING PLACE	Mast
MAST DIAMETER	25-60mm 0.98-2.36 inch

COMPATIBLE ROUTERS

VARIANT: S9HV.65.5RT

VARIANT: S9HV.65.5RS

ACKSYS

AirBox/12

JUNIPER NETWORKS

AP32E

XIRRUS

XA4-240

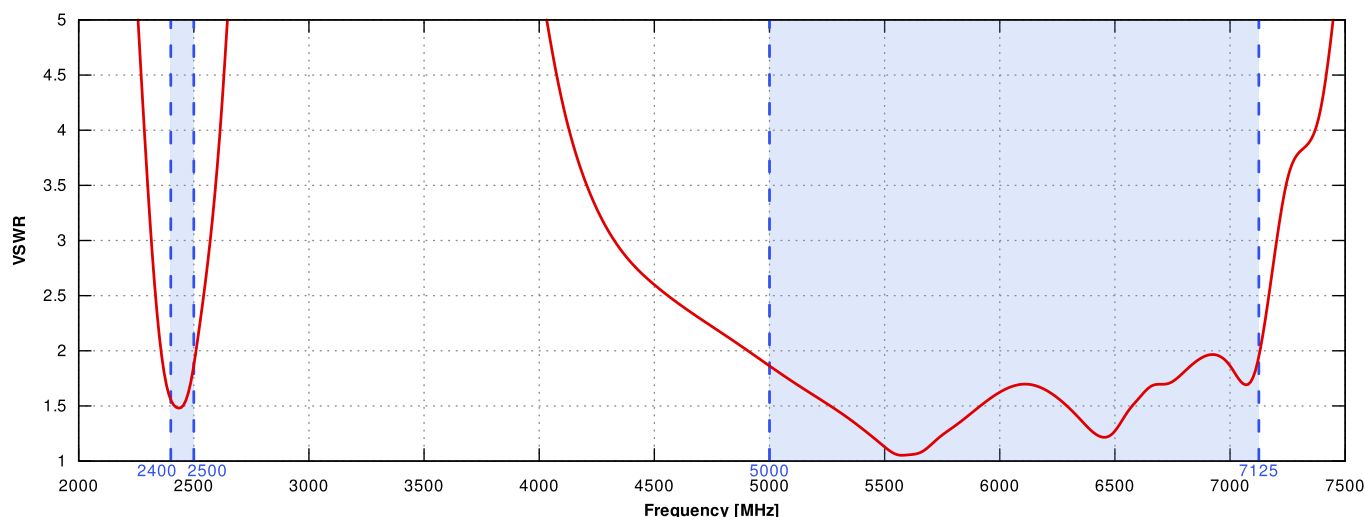
VARIANT: S9HV.65.5NM

ACKSYS

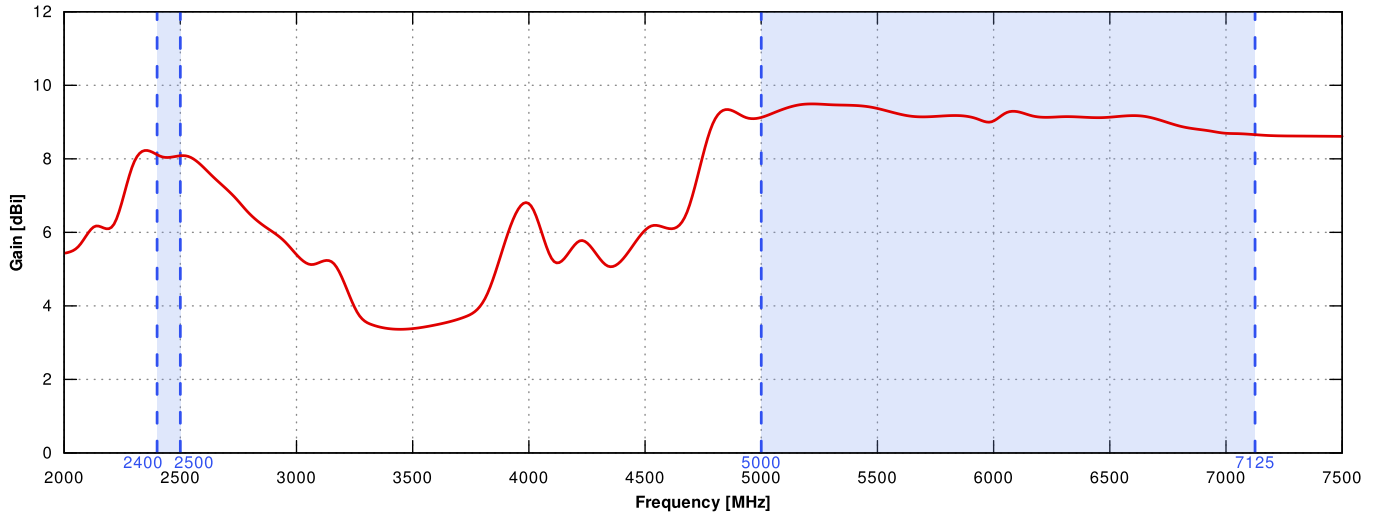
RailTrack

PLOTS

VSWR

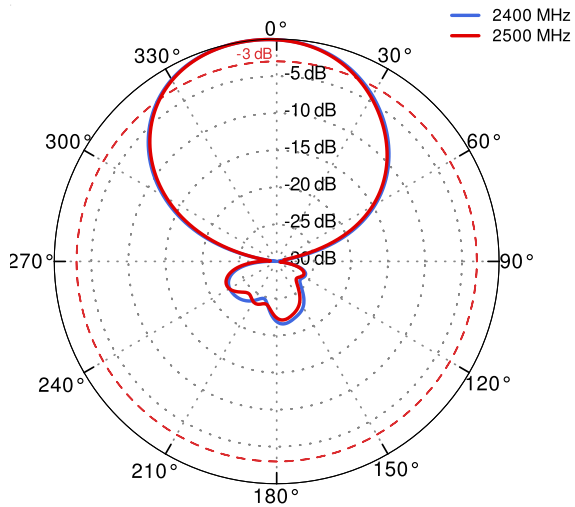


Gain

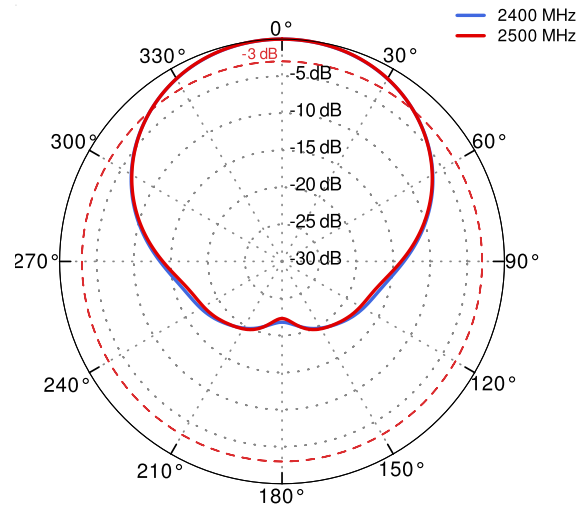


2.4GHz to 2.5GHz

PORT 1&3&5 ELEVATION

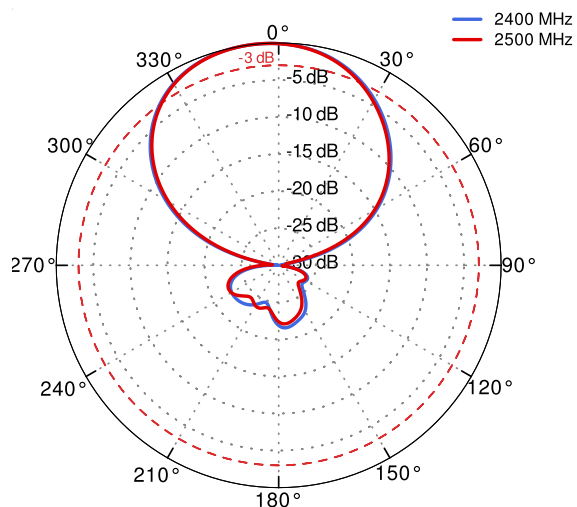


PORT 1&3&5 AZIMUTH

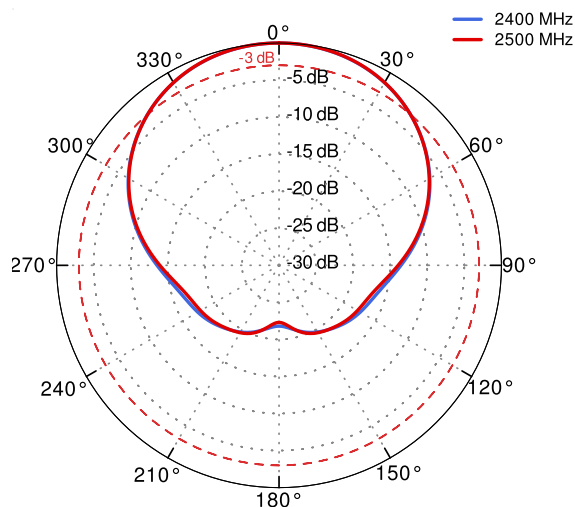


2.4GHz to 2.5GHz

PORT 2&4 AZIMUTH

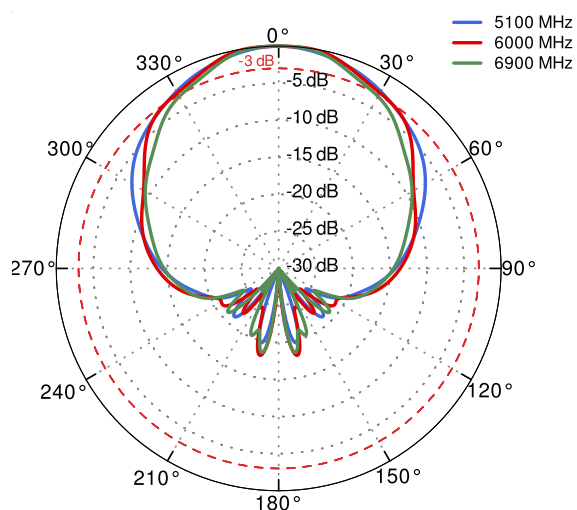


PORT 2&4 ELEVATION

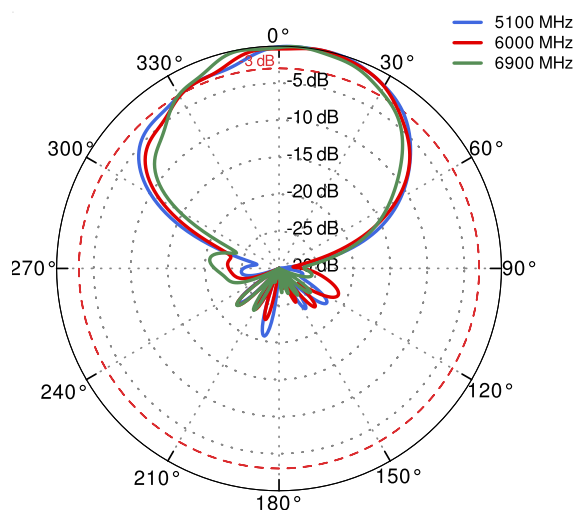


5GHz to 6GHz

PORT 2&4 ELEVATION

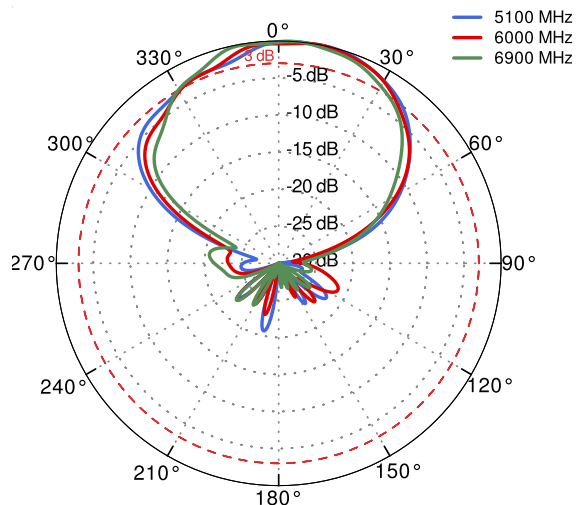


PORT 2&4 AZIMUTH

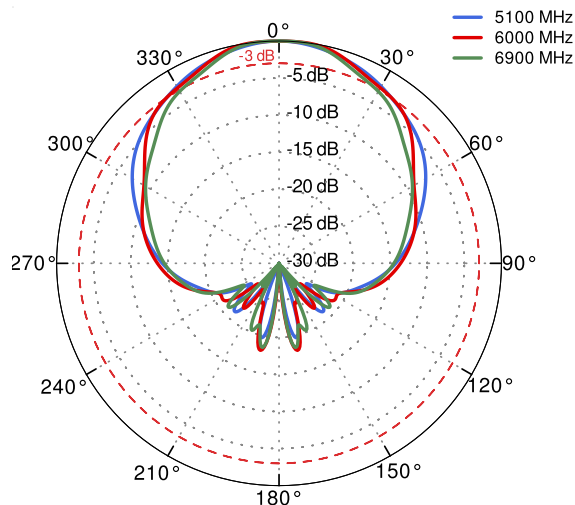


5GHz to 6GHz

PORT 1&3&5 ELEVATION



PORT 1&3&5 AZIMUTH



DIMENSIONS

