

# QuSector S24-14HV-30-2 Nf

**QuSector S24-14HV-30-2 offers a 30 degrees, 14dBi gain signal with two 2.4GHz connectors. It is a perfect indoor and outdoor device for industrial installations.**

QuSector S24-14HV-30-2 is a single band, H&V polarity, MIMO 2x2 panel antenna. Two connectors operate at 2.4GHz with 14dBi gain. Due to its medium gain, it can be used on short or medium distances, for example for hotspots in schools, stadiums, offices or public places. High quality injection moulded enclosure allows to implement it alongside with indoor and IP67 outdoor solutions. The antenna comes with two 70cm (28inch) cables. The antenna comes with 2\*Nf connectors.

**Wi Fi** 2.4GHz

2x2 MIMO

2.4GHz

14 dBi

DIRECTIONAL

IP 67

-40° TO +80°



MADE IN EUROPE

## WI-FI SPECIFICATION

FREQUENCY	2.3 - 2.7GHz
GAIN	14 dBi
VSWR	< 1.80
BEAMWIDTH	30°/30°
POLARIZATION	Horizontal Vertical
IMPEDANCE	50 $\Omega$
SEPARATION BETWEEN CONNECTORS	> 32dB
FRONT-TO-BACK	> 30dB
MAX INPUT POWER	50W
DC GROUND	Yes

## MECHANICAL SPECIFICATION

MATERIAL	ABS
CONNECTOR	2xNf
OUTER DIMENSIONS	29.2 x 48.6 x 10.6 cm 11.5 x 19.13 x 4.17 inch
WEIGHT	2.5 kg
OPERATING TEMPERATURE	-40°C to +80°C -40°F to 176°F

## MOUNTING KIT

DIMENSIONS	9.9 x 10.5 x 14.8 cm 3.9 x 4.13 x 5.83 inch
REGULATION RANGE	+/- 30°
MAST DIAMETER RANGE	25 - 60mm 0.98-2.36 inch
MATERIAL	Polyamide with fiberglass + galvanized steel U-Bolts
MOUNTING PLACE	Wall or ceiling or mast

## COMPATIBLE ROUTERS

VARIANT: SS24.14HV.30.2NF

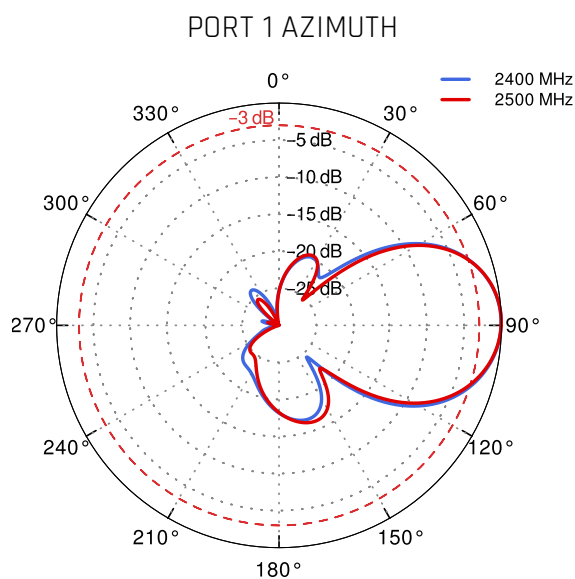
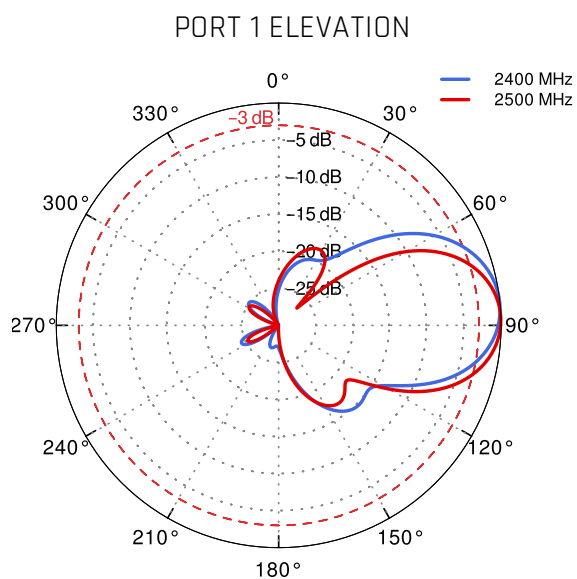
TELTONIKA	RUT900, RUT901, RUT950, RUT951, RUT955, RUT956
ROBUSTEL	R1520 Global, R1520-4L (S), R1520-4L (V), R2010, R2011
COMSET	CM210A-W, CM210Q-W, CM685V-1, CM685V-4, CM685V-6, CM685V-6-G
CRADLEPOINT	IBR600C, W4005
D-LINK	DAP-2310, DAP-2360
PROROUTE	H685 LTE 4G CAT6 Router, H685 WRT M2M 5G Router, H900 5G Router
ROBUSTEL	R1520 Global, R1520-4L (S), R1520-4L (V), R2010, R2011
TELTONIKA	RUT900, RUT901, RUT950, RUT951, RUT955, RUT956
WAVETEL	W240 4G/LTE, W4600, W4600-S2

WLINK

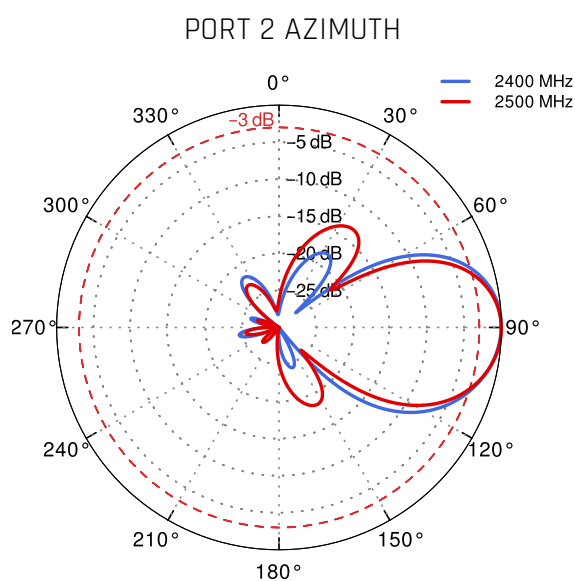
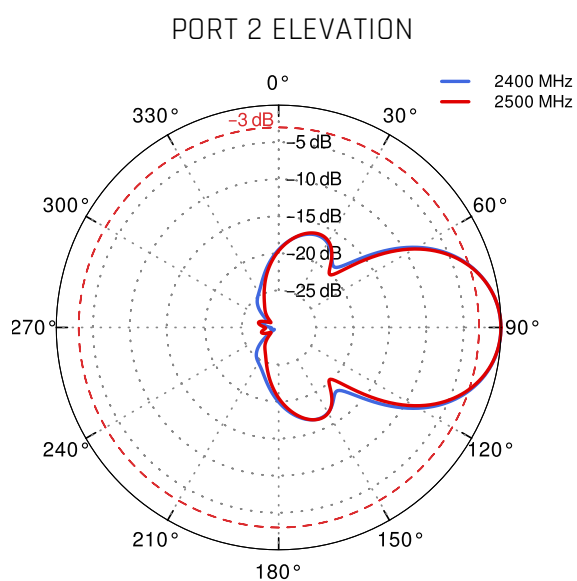
R220, R520

## **PLOTS**

From 2.4GHz to 2.5GHz



From 2.4GHz to 2.5GHz



## DIMENSIONS

