

# QuShell 44G

**QuShell 5G/LTE 4x4MIMO, 4x4MIMO WiFi 6e is a high performance mobility antenna providing performance connectivity across diverse frequencies and applications for 5G/4G/LTE.**

QuShell 5G/LTE 4x4MIMO, 4x4MIMO WiFi 6e is a high performance mobility antenna providing performance connectivity across diverse frequencies and applications for **5G/4G/LTE**. It offers optional GPS/GNSS and up to 4x4 MIMO/Diversity configurations at 2.4/5.0/7.2GHz for Wi-Fi. The optional high-performance GPS/GNSS antenna features an integrated 18dB gain LNA.

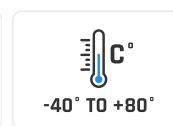
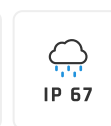
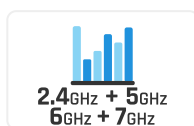
It comes with **4x 5G/LTE, 1x GPS/GNSS** and **4x Wi-Fi** antennas.

It covers a wide range from **617 to 6000 MHz** for 5G/LTE bands and additionally dual-band Wi-Fi 6e antennas provide concurrent **2.4 GHz and 5 to 7.2 GHz**.

The QuShell 5G/LTE finds its place in public **sector industry** (busses, firetrucks, ambulances), marine environments, tourism and various IoT systems.

The set consists of marine, surface and **pole/wall mounting brackets** allowing to install QuShell on a roof, mast, pole, wall or other flat surfaces.

Standard cable length is 50cm. For other variants please contact your local reseller or account manager.



50CM CABLES



OUTDOOR ANTENNA WORKS IN **ANY**  
WEATHER CONDITIONS, IP67



**4X 5G/LTE, 1X GPS/GNSS** AND **4X**  
**WI-FI** ANTENNAS



ANTENNA **PERFECT FOR MOBILITY**  
**USES**





## WI-FI SPECIFICATION

FREQUENCY	2.4 - 2.5 GHz 5 - 7.2 GHz
GAIN	2.4 - 2.5 GHz: 2dBi 5 - 7.2 GHz: 5dBi
VSWR	< 2.50
BEAMWIDTH	360°/25°
POLARIZATION	Vertical
IMPEDANCE	50 $\Omega$
MAX INPUT POWER	50W
DC GROUND	Yes

## 5G/LTE SPECIFICATION

FREQUENCY	617 - 960 MHz 1.7 - 2.7 GHz 3.3 - 3.8 GHz 4.2 - 6.0 GHz
GAIN	617 - 960 MHz : 2 dBi 1.7 - 2.7 GHz : 4 dBi 3.3 - 3.8 GHz : 5 dBi 4.2 - 6.0 GHz : 6dBi
SUPPORTED LTE BANDS	1, 2, 3, 4, 5, 7, 8, 9, 10, 12, 13, 14, 17, 18, 19, 20, 22, 25, 26, 27, 28, 29, 30, 33, 34, 35, 36, 37, 38, 39, 40, 41, 42, 43, 44, 47, 48, 49, 52, 53, 65, 66, 67, 68, 69, 71, 85, 103, 106



<b>SUPPORTED 5G BANDS</b>	n1, n2, n3, n5, n7, n8, n12, n13, n14, n18, n20, n25, n26, n28, n29, n30, n34, n38, n39, n40, n41, n47, n48, n53, n65, n66, n67, n71, n77, n78, n80, n81, n82, n83, n84, n85, n86, n89, n90, n95, n97, n98, n100, n101, n256
<b>VSWR</b>	<1.20, max <2.50
<b>BEAMWIDTH</b>	360°/35° ±5°
<b>POLARIZATION</b>	Vertical
<b>IMPEDANCE</b>	50 $\Omega$

## **MECHANICAL SPECIFICATION**

<b>MATERIAL</b>	ABS
<b>CONNECTOR</b>	4xRPSMA & 5xSMA
<b>OUTER DIMENSIONS</b>	160 x 160 x 240 mm 6.3 x 6.3 x 9.45 inch
<b>WEIGHT</b>	1.5 kg
<b>OPERATING TEMPERATURE</b>	-40°C to 80°C -40°F to 176°F

## **MOUNTING KIT**

<b>MATERIAL</b>	Galvanized steel
<b>WEIGHT</b>	0.4kg
<b>MOUNTING PLACE</b>	Wall or ceiling or mast
<b>MAST DIAMETER</b>	40-60 mm 1.57-2.36 inch



## COMPATIBLE ROUTERS

VARIANT: ASL44G

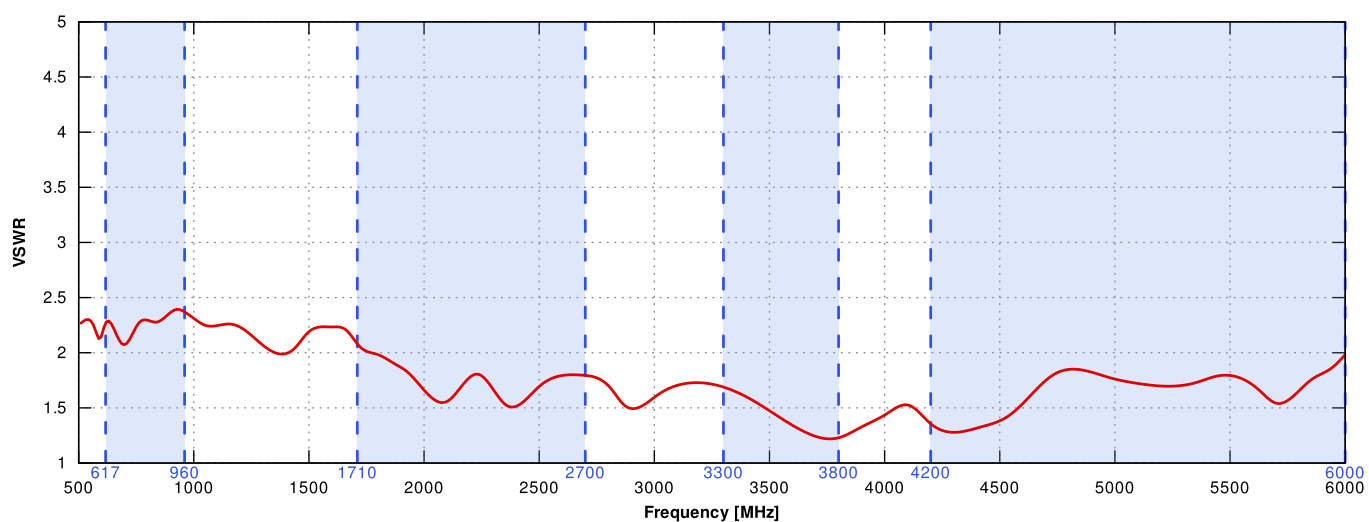
TELTONIKA	RUTX50, TRB500
DIGI	EX50, IX40, TX64
ROBUSTEL	EG5120, R5010, R5020, R5020 Lite
ADTRAN	Bluesocket 6120
COMSET	CM550W, CM580W, CM685VX, CM950W
CRADLEPOINT	E300, E3000, R1900, W1850, W4005
DIGI	EX50, IX40, TX64
ENGENIUS	ENH1350EXT, EWS850-FIT
FOUR-FAITH	5G Industrial CPE F-NR200, 5G Industrial Router F-NR100, 5G SIM WiFi Router F-NR120, 5G Smart Light Pole Gateway F-G300, 5G WiFi Router with SIM Card Slot F-NR130, Smart Light Pole Gateway F-G310
HUAWEI	AirEngine 9700D-S
MILESIGHT	UF31, UR75
PEPLINK	Balance 310 5G, Balance 310 fiber 5G, BR1 Mini 5G, BR2 PRO, MAX BR1 Pro 5G, MAX Transit Duo Pro
PROROUTE	H685 WRT M2M 5G Router, H900 5G Router
ROBUSTEL	EG5120, R5010, R5020, R5020 Lite
SIEMENS	6GK5853-2EA00-2DA1
SIERRA WIRELESS	AirLink MG90 5G



TELTONIKA	RUTX50, TRB500
WAVETEL	W4600-NR 5G, W4A00 5G, WNR320 5G, WNR340 5G
WLINK	G230, G530, G530
ZYXEL	Nebula FWA510
OTHER	4 * SMA

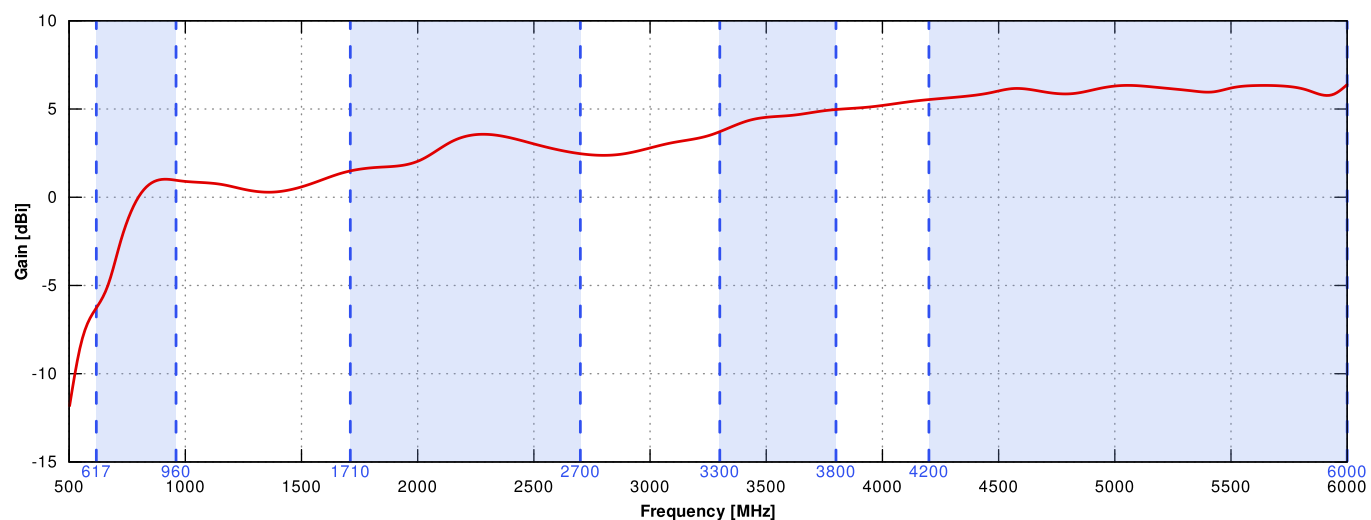
## PLOTS

### 5G/LTE VSWR

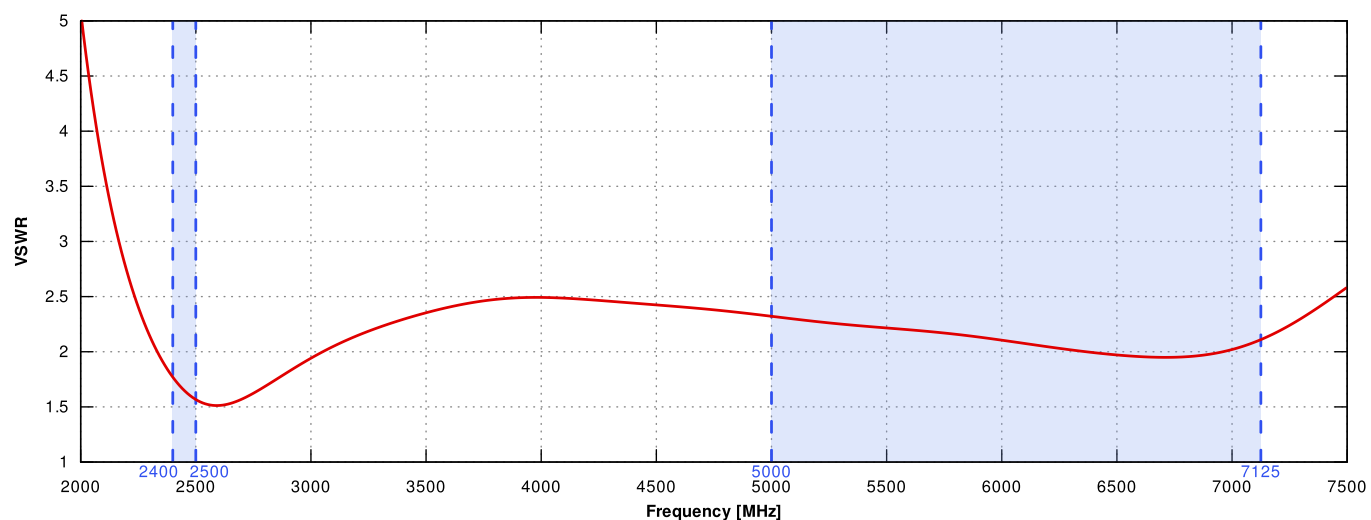




## 5G/LTE GAIN

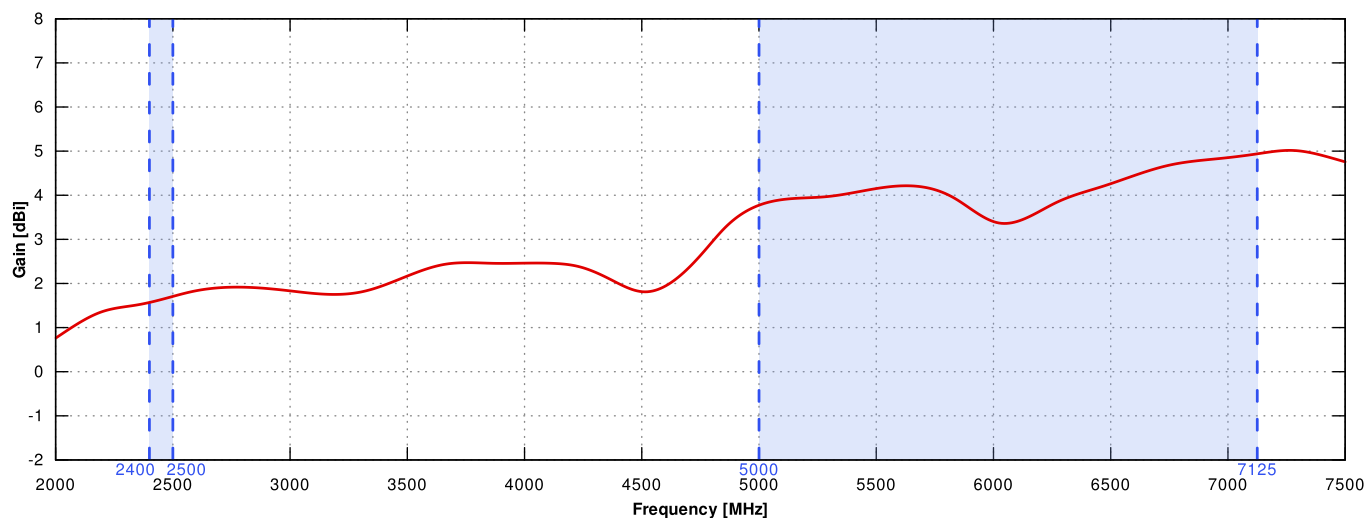


## WiFi - X VSWR

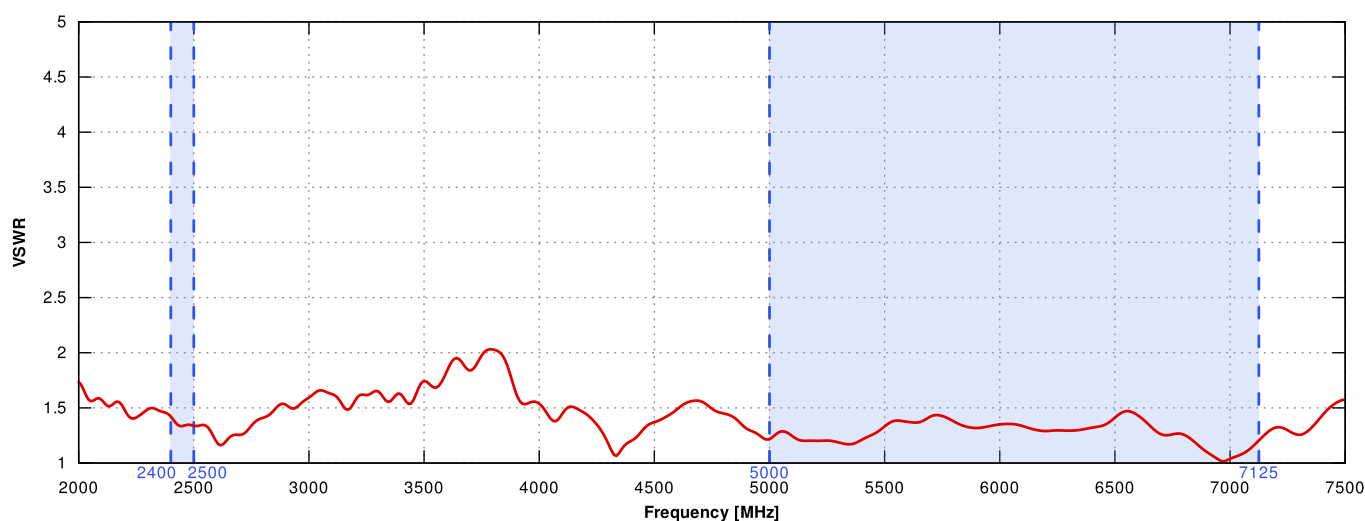




## WiFi - X GAIN

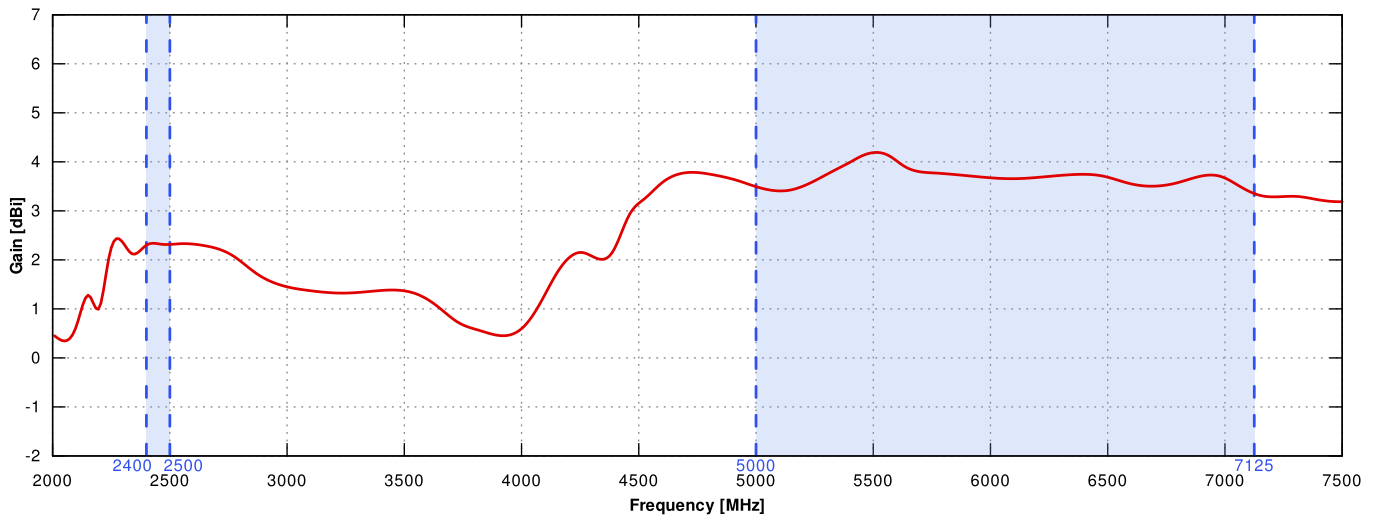


## WiFi - V VSWR

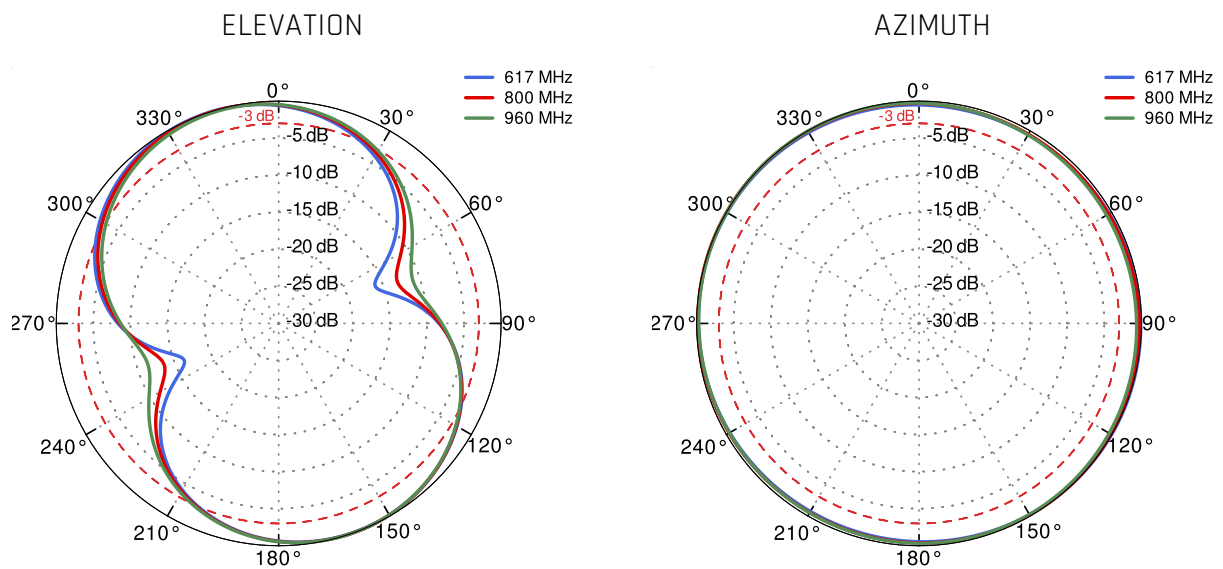




## WiFi - V GAIN

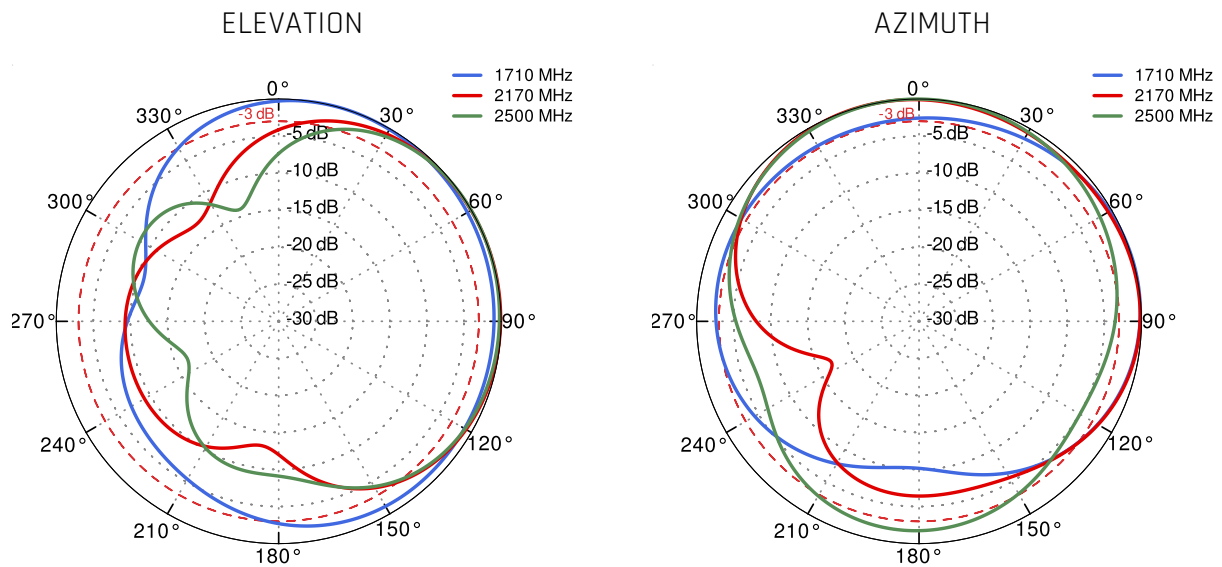


## 5G/LTE from 617MHz to 960MHz

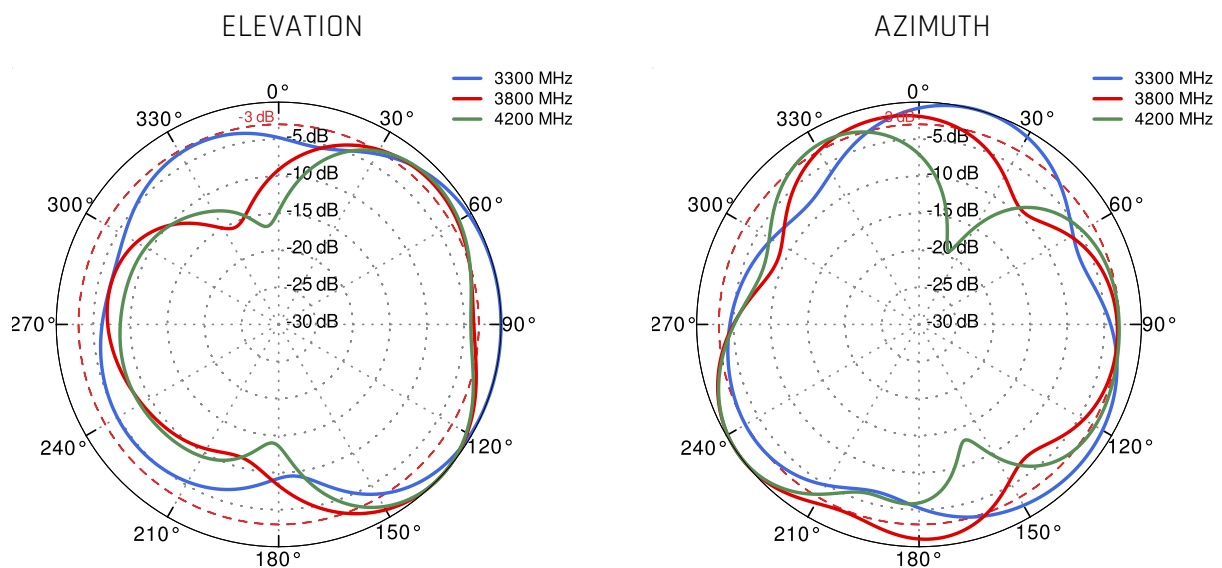




## 5G/LTE from 1.71GHz to 2.7GHz

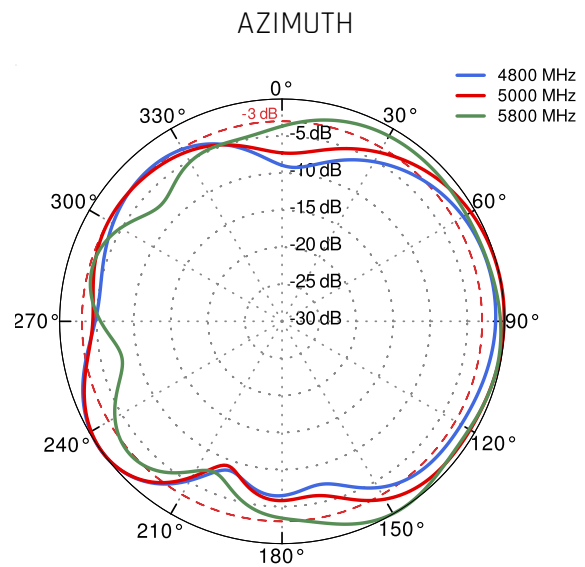
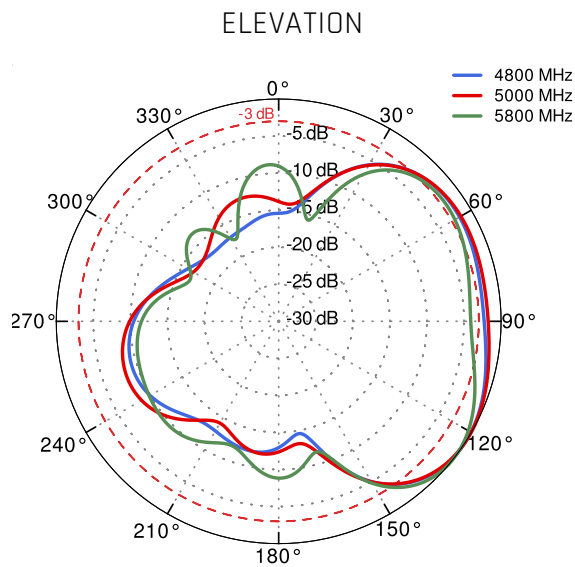


## 5G/LTE from 3.3GHz to 4.2GHz

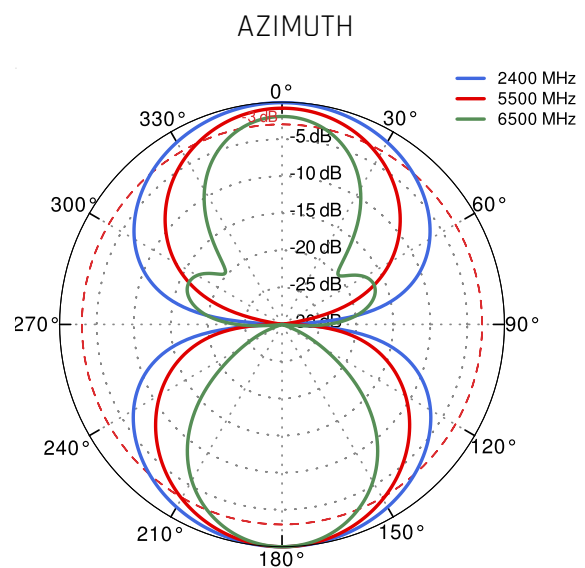
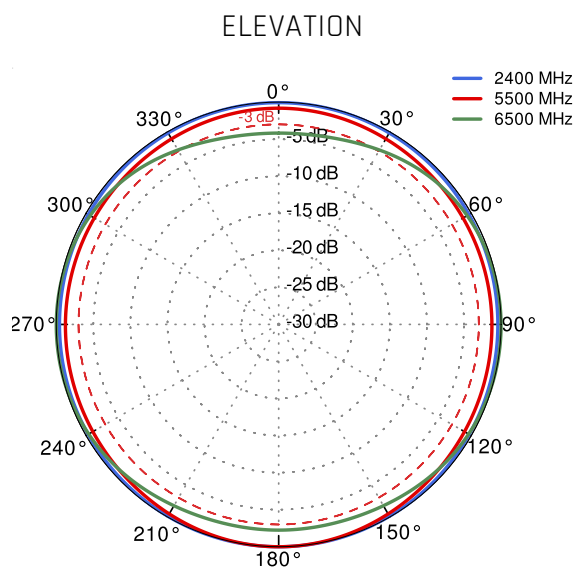




## 5G/LTE from 4.8GHz to 5.8GHz

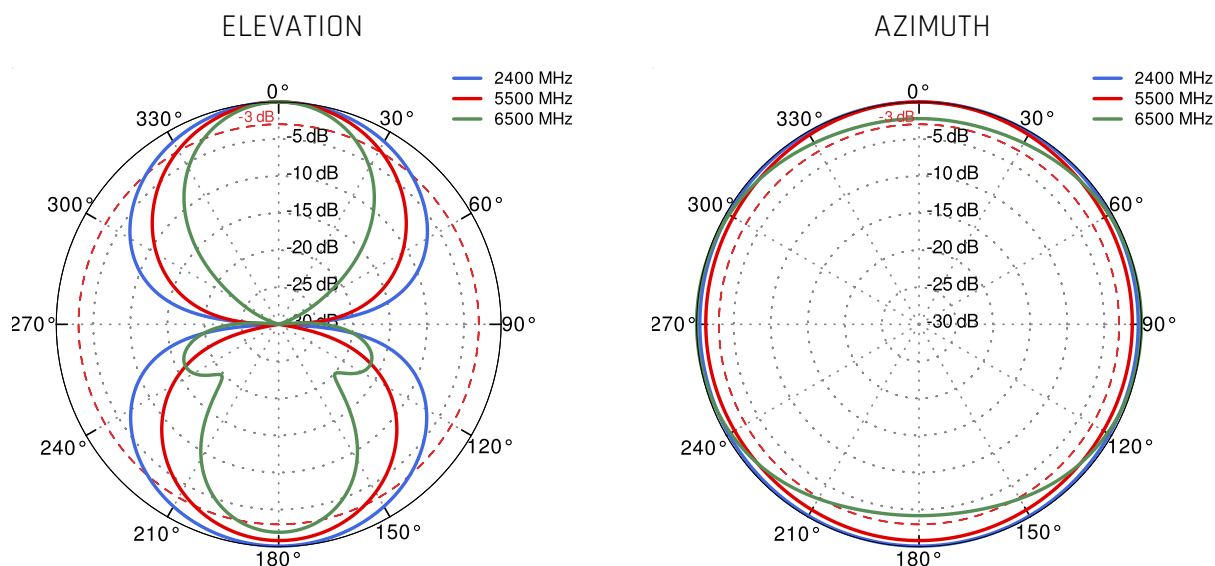


## Wi-Fi X Port 1 From 2.4 GHz to 6.5 GHz





## Wi-Fi X Port 2 From 2.4 GHz to 6.5 GHz



## Wi-Fi V From 2.4 GHz to 6.5 GHz

