

QuShell 46G

QuShell 5G/LTE 4x4MIMO, 6x6 MIMO WiFi 6e is a high performance mobility antenna providing performance connectivity across diverse frequencies and applications for 5G/4G/LTE.

QuShell 5G/LTE 4x4MIMO, 6x6 MIMO WiFi 6e is a high performance mobility antenna providing performance connectivity across diverse frequencies and applications for **5G/4G/LTE**. It offers optional GPS/GNSS and up to 6x6 MIMO/Diversity configurations at 2.4/5.0/7.2GHz for Wi-Fi. The optional high-performance GPS/GNSS antenna features an integrated 18dB gain LNA.

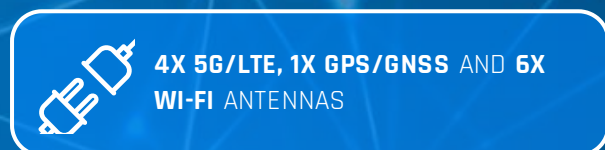
It comes with **4x 5G/LTE, 1x GPS/GNSS** and **6x Wi-Fi** antennas.

It covers a wide range from **617 to 6000 MHz** for 5G/LTE bands and additionally dual-band Wi-Fi 6e antennas provide concurrent **2.4 GHz and 5 to 7.2 GHz**.

The QuShell 5G/LTE finds its place in public **sector industry** (busses, firetrucks, ambulances), marine environments, tourism and various IoT systems.

The set consists of marine, surface and **pole/wall mounting brackets** allowing to install QuShell on a roof, mast, pole, wall or other flat surfaces.

Standard cable length is 50cm. For other variants please contact your local reseller or account manager.



WI-FI SPECIFICATION

FREQUENCY	2.4 - 2.5 GHz 5 - 7.2 GHz
GAIN	2.4 - 2.5 GHz: 2dBi 5 - 7.2 GHz: 5dBi
VSWR	< 2.50
BEAMWIDTH	360°/25°
POLARIZATION	Vertical
IMPEDANCE	50 Ω
MAX INPUT POWER	50W
DC GROUND	Yes

5G/LTE SPECIFICATION

FREQUENCY	617 - 960 MHz 1.7 - 2.7 GHz 3.3 - 3.8 GHz 4.2 - 6.0 GHz
GAIN	617 - 960 MHz : 2 dBi 1.7 - 2.7 GHz : 4 dBi 3.3 - 3.8 GHz : 5 dBi 4.2 - 6.0 GHz : 6dBi
SUPPORTED LTE BANDS	1, 2, 3, 4, 5, 7, 8, 9, 10, 12, 13, 14, 17, 18, 19, 20, 22, 25, 26, 27, 28, 29, 30, 33, 34, 35, 36, 37, 38, 39, 40, 41, 42, 43, 44, 47, 48, 49, 52, 53, 65, 66, 67, 68, 69, 71, 85, 103, 106

SUPPORTED 5G BANDS	n1, n2, n3, n5, n7, n8, n12, n13, n14, n18, n20, n25, n26, n28, n29, n30, n34, n38, n39, n40, n41, n47, n48, n53, n65, n66, n67, n71, n77, n78, n80, n81, n82, n83, n84, n85, n86, n89, n90, n95, n97, n98, n100, n101, n256
VSWR	<1.20, max <2.50
BEAMWIDTH	360°/35° ±5°
POLARIZATION	Vertical
IMPEDANCE	50 Ω

MECHANICAL SPECIFICATION

MATERIAL	ABS
CONNECTOR	6xRPSMA & 5xSMA
OUTER DIMENSIONS	160 x 160 x 240 mm 6.3 x 6.3 x 9.45 inch
WEIGHT	1.5 kg
OPERATING TEMPERATURE	-40°C to 80°C -40°F to 176°F

MOUNTING KIT

MATERIAL	Galvanized steel
WEIGHT	0.4kg
MOUNTING PLACE	Wall or ceiling or mast
MAST DIAMETER	40-60 mm 1.57-2.36 inch

COMPATIBLE ROUTERS

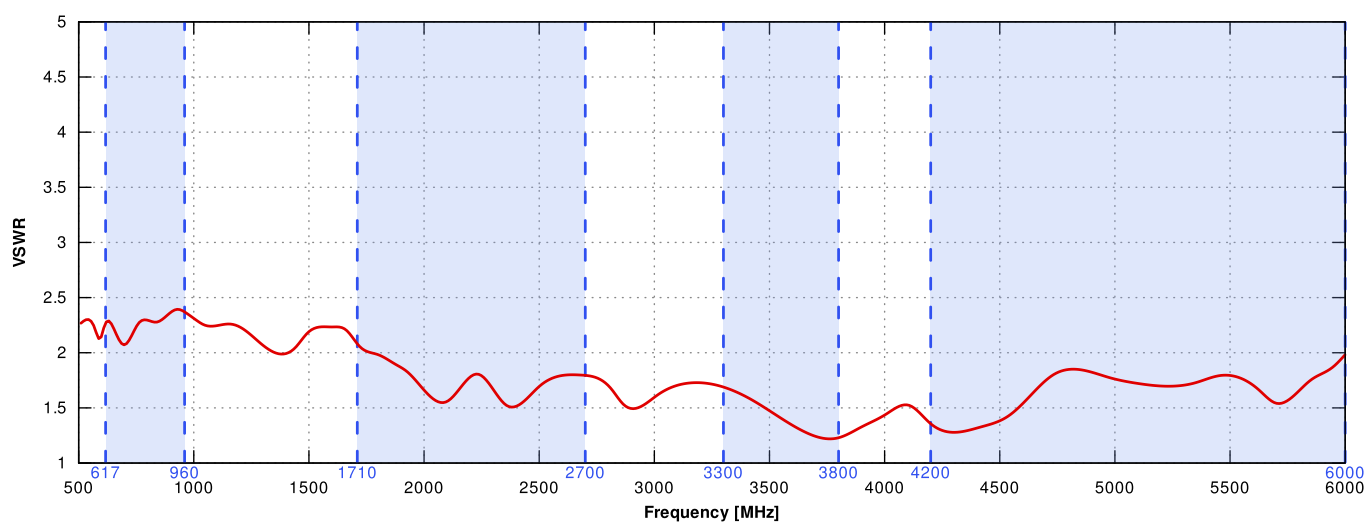
VARIANT: ASL46G

TELTONIKA	RUTX50, TRB500
DIGI	EX50, IX40, TX64
ROBUSTEL	EG5120, R5010, R5020, R5020 Lite
ADTRAN	Bluesocket 6120
COMSET	CM550W, CM580W, CM685VX, CM950W
CRADLEPOINT	E300, E3000, R1900, W1850, W4005
DIGI	EX50, IX40, TX64
ENGENIUS	ENH1350EXT, EWS850-FIT
FOUR-FAITH	5G Industrial CPE F-NR200, 5G Industrial Router F-NR100, 5G SIM WiFi Router F-NR120, 5G Smart Light Pole Gateway F-G300, 5G WiFi Router with SIM Card Slot F-NR130, Smart Light Pole Gateway F-G310
HUAWEI	AirEngine 9700D-S
MILESIGHT	UF31, UR75
PEPLINK	Balance 310 5G, Balance 310 fiber 5G, BR1 Mini 5G, BR2 PRO, MAX BR1 Pro 5G, MAX Transit Duo Pro
PROROUTE	H685 WRT M2M 5G Router, H900 5G Router
ROBUSTEL	EG5120, R5010, R5020, R5020 Lite
SIEMENS	6GK5853-2EA00-2DA1
SIERRA WIRELESS	AirLink MG90 5G

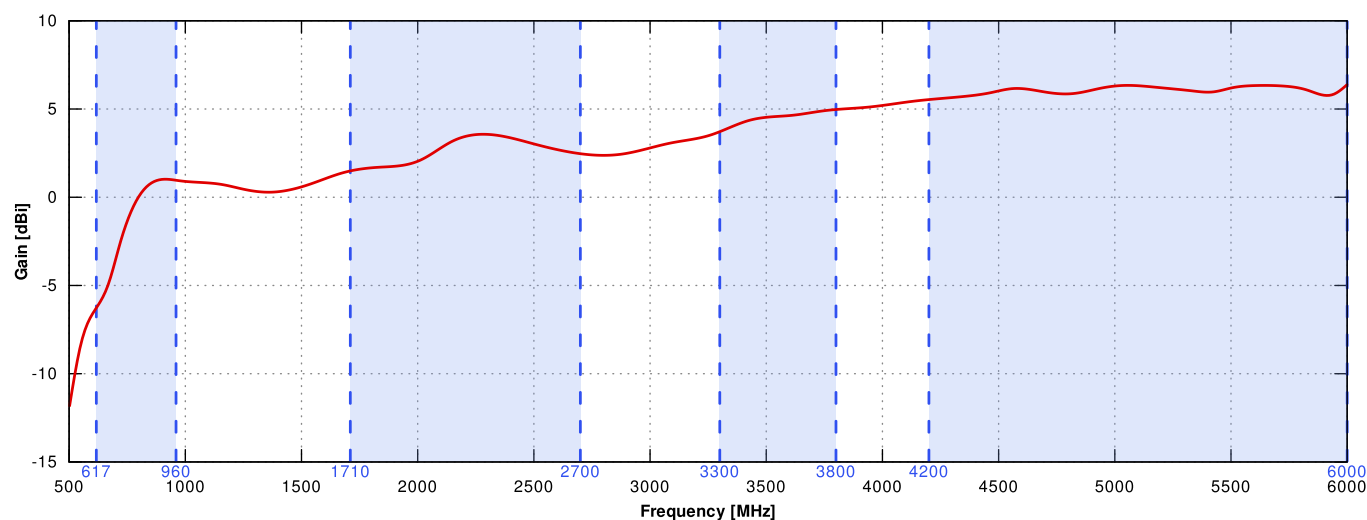
TELTONIKA	RUTX50, TRB500
WAVETEL	W4600-NR 5G, W4A00 5G, WNR320 5G, WNR340 5G
WLINK	G230, G530, G530
ZYXEL	Nebula FWA510
OTHER	4 * SMA

PLOTS

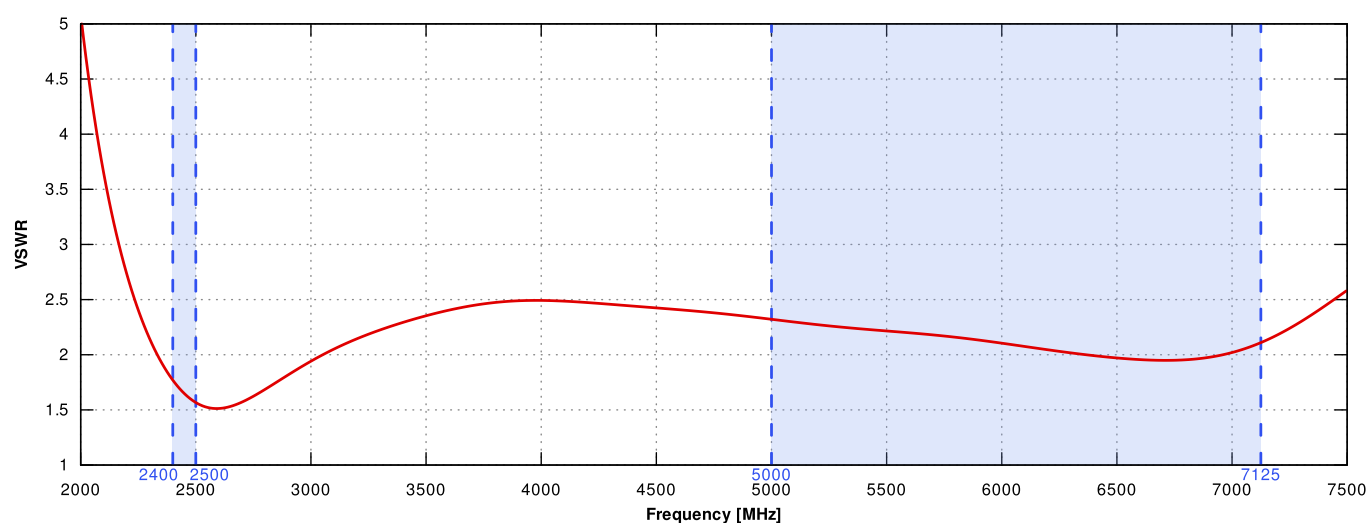
5G/LTE VSWR 



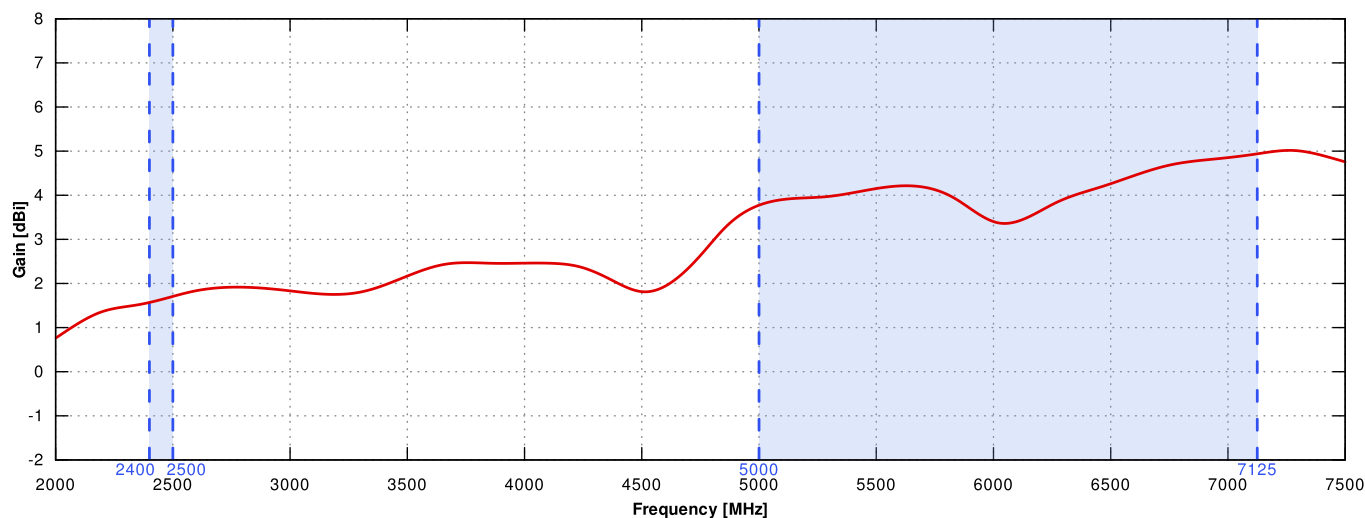
5G/LTE GAIN



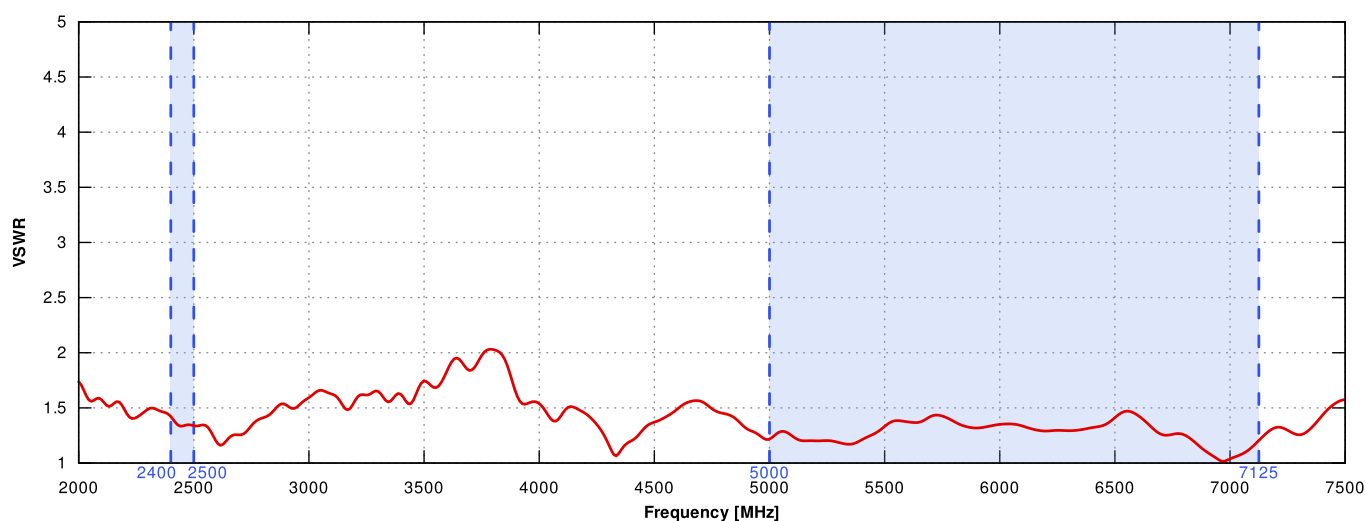
WiFi - X VSWR



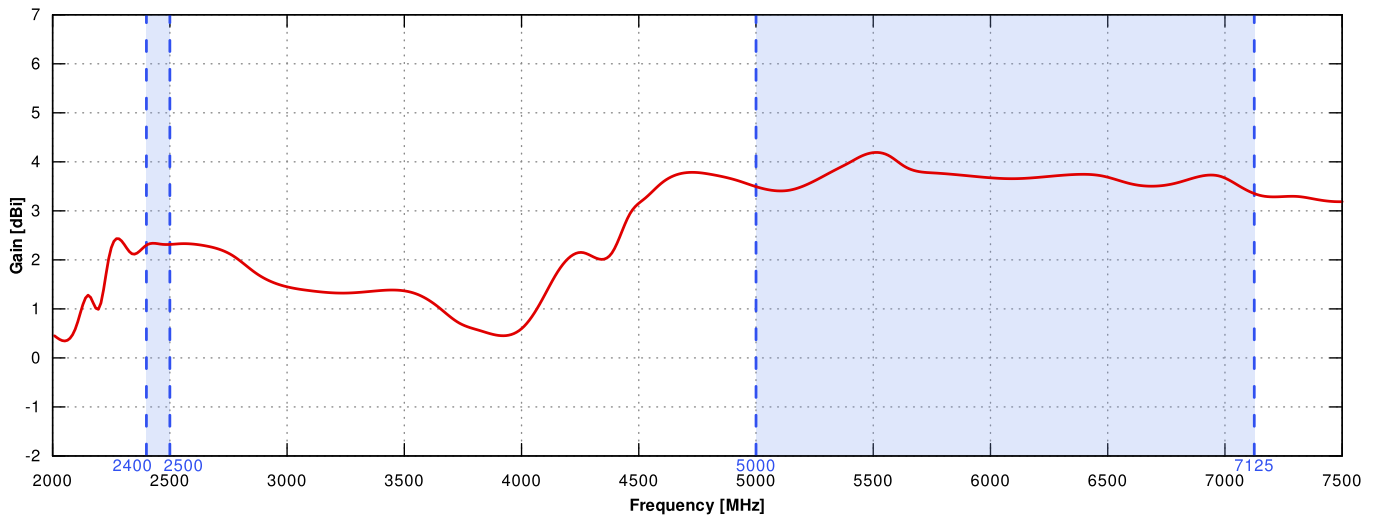
WiFi - X GAIN



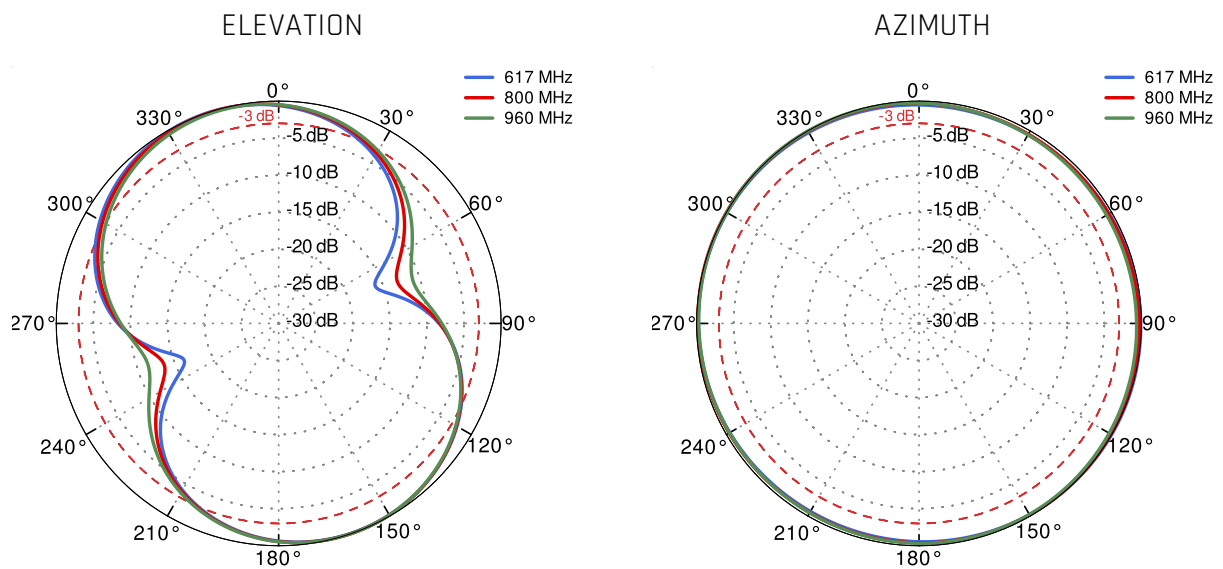
WiFi - V VSWR



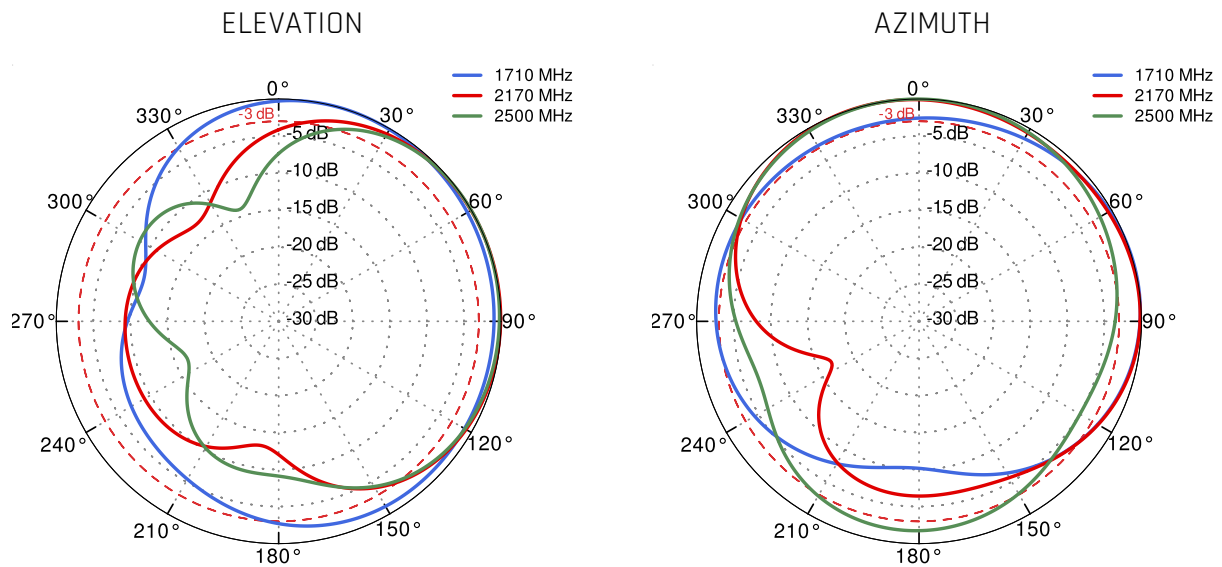
WiFi - V GAIN



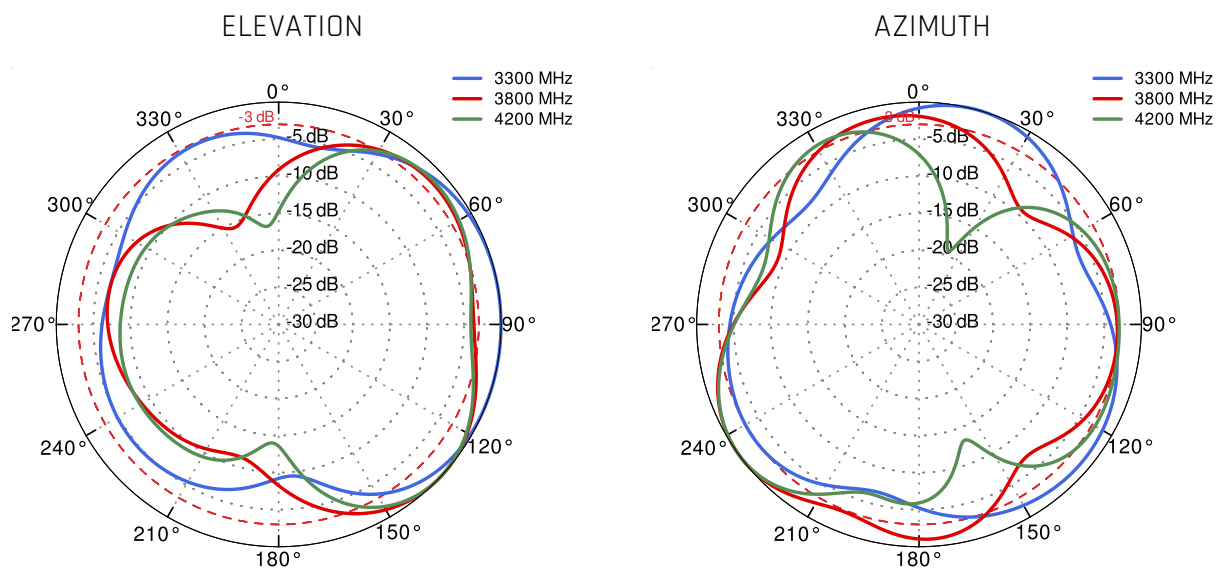
5G/LTE from 617MHz to 960MHz



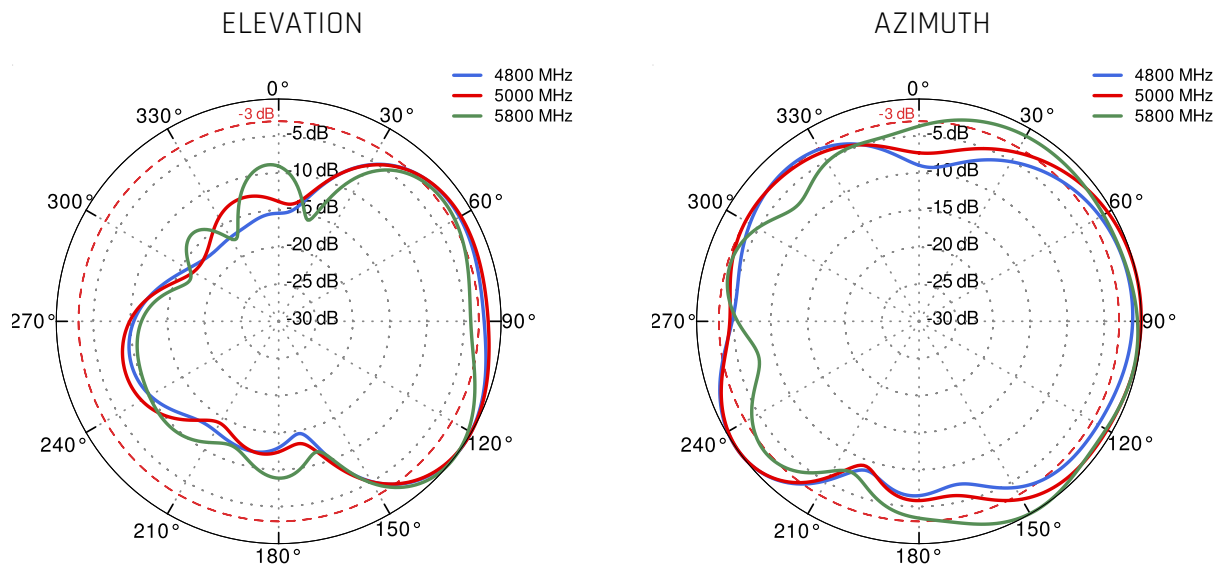
5G/LTE from 1.71GHz to 2.7GHz



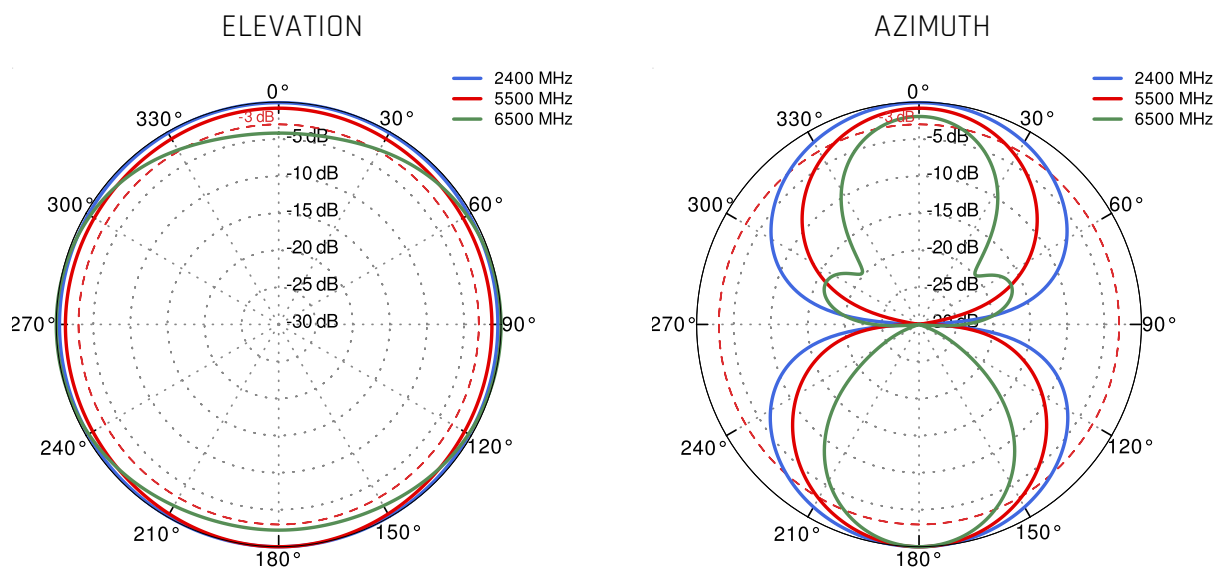
5G/LTE from 3.3GHz to 4.2GHz



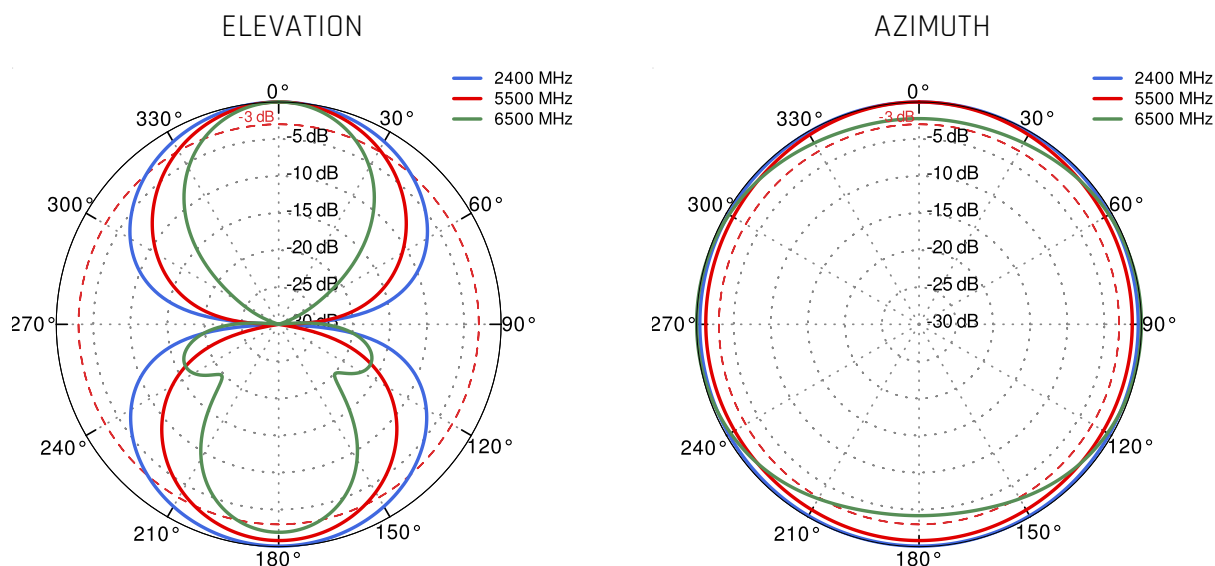
5G/LTE from 4.8GHz to 5.8GHz



Wi-Fi X Port 1 From 2.4 GHz to 6.5 GHz



Wi-Fi X Port 2 From 2.4 GHz to 6.5 GHz



Wi-Fi V From 2.4 GHz to 6.5 GHz

