

# QuSpot for Teltonika RUT956/RUT955

**Integrated multi-band LTE omni antennas + WiFi omni antennas + place to install Teltonika RUT956 or RUT955 (All-in-one)**

QuSpot omni LTE antenna for Teltonika **RUT956, RUT955 or RUT906** router is a perfect outdoor device for mobile and fixed installations like industrial, CCTV, hotspots, yachts, boats, campers, RV etc. **It has embedded also omni Wi-Fi and GPS antenna.** If you use **RUT956, RUT955 or RUT906** with QuSpot antenna, you get an integrated complete solution with embedded router and multi band antennas in one enclosure.

**4G**  
LTE**Wi Fi** 2.4GHz**GPS**  
694-2700MHz  
6 dBi  
OMNI  
DIRECTIONAL  
IP 67  
-40° TO +80°

OUTDOOR ANTENNA WORKS IN **ANY**  
WEATHER CONDITIONS, IP67




ANTENNA **PERFECTLY MATCHED** WITH  
THE ROUTER



PASSIVE **POE** SUPPORT



MADE IN **EUROPE**



## LTE ANTENNA SPECIFICATION

FREQUENCY	694 - 960 MHz 1.7 - 2.2 GHz 2.2 - 2.7 GHz
SUPPORTED LTE/5G BANDS	1, 2, 3, 4, 5, 7, 8, 9, 10, 12, 13, 14, 17, 18, 19, 20, 25, 26, 27, 28, 29, 30, 33, 34, 35, 36, 37, 38, 39, 40, 41, 44, 53, 65, 66, 67, 68, 69, 85, 103, n80, n81, n82, n83, n84, n86, n89, n90, n95, n97, n98, n100, n101, n256
GAIN	694 - 960 MHz : 2 dBi 1.7 - 2.2 GHz : 2 dBi 2.2 - 2.7 GHz : 4 dBi
VSWR	<1.60, max <2.00
BEAMWIDTH	360°/35° ±5°
POLARIZATION	Vertical
IMPEDANCE	50 Ω

## WI-FI ANTENNA SPECIFICATION

FREQUENCY	2.4 - 2.5 GHz
GAIN	6 dBi
VSWR	<1.70, max <2.00
BEAMWIDTH	360°/25° ±5°
POLARIZATION	Vertical
IMPEDANCE	50 Ω

## MECHANICAL SPECIFICATION

MATERIALS	ABS, aluminum, PTFE
CONNECTOR TYPE	RJ45
INGRESS PROTECTION	IP67
DIMENSIONS	160 x 160 x 240 mm 6.3 x 6.3 x 9.45 inch
WEIGHT	1.5 kg 3.31 lbs
OPERATING TEMPERATURE	From -40°C to 80°C From -40°F to 176°F
MAST DIAMETER	40-60 mm 1.57-2.36 inch

## FREQUENCY BANDS

LTE / 4G GSM	694 MHz	5	8	12	13	14	17	18	19	20	26	27	28	29	44	67	68	85	103	n81	n82	n83	n89	n100	960 MHz
LTE / 4G UMTS	1710 MHz	1	2	3	4	9	10	25	33	34	35	36	37	39	n80	n84	n86	n95	n98	n101					2170 MHz

LTE / 4G WCS DARS

2300  
MHz

30

40

n97

2400  
MHz

LTE / 4G

2400  
MHz

7

38

41

53

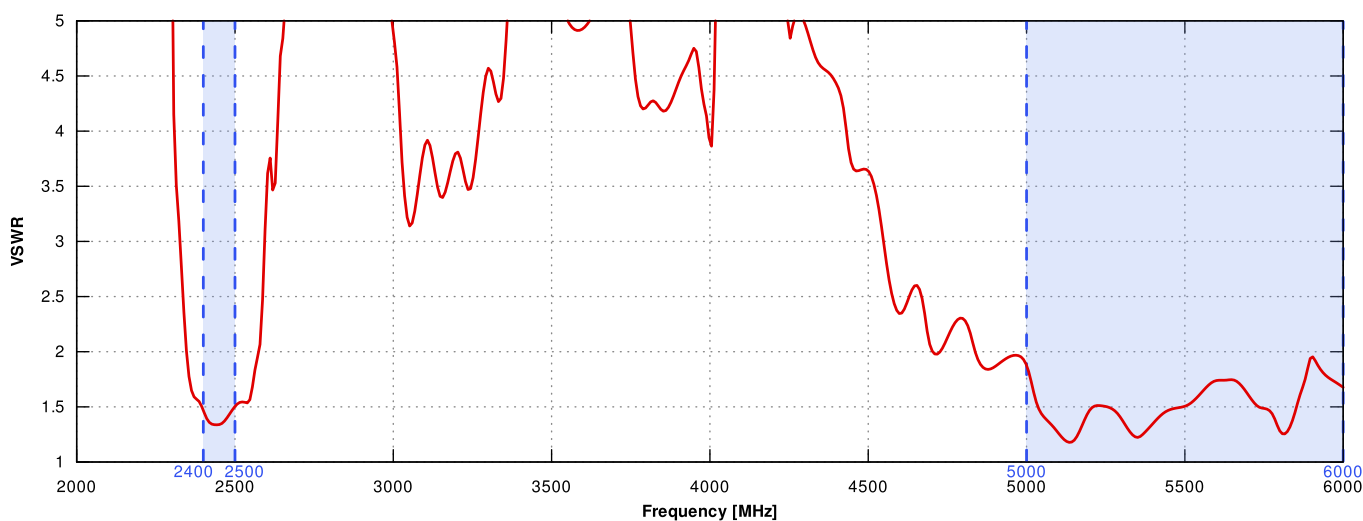
69

n90

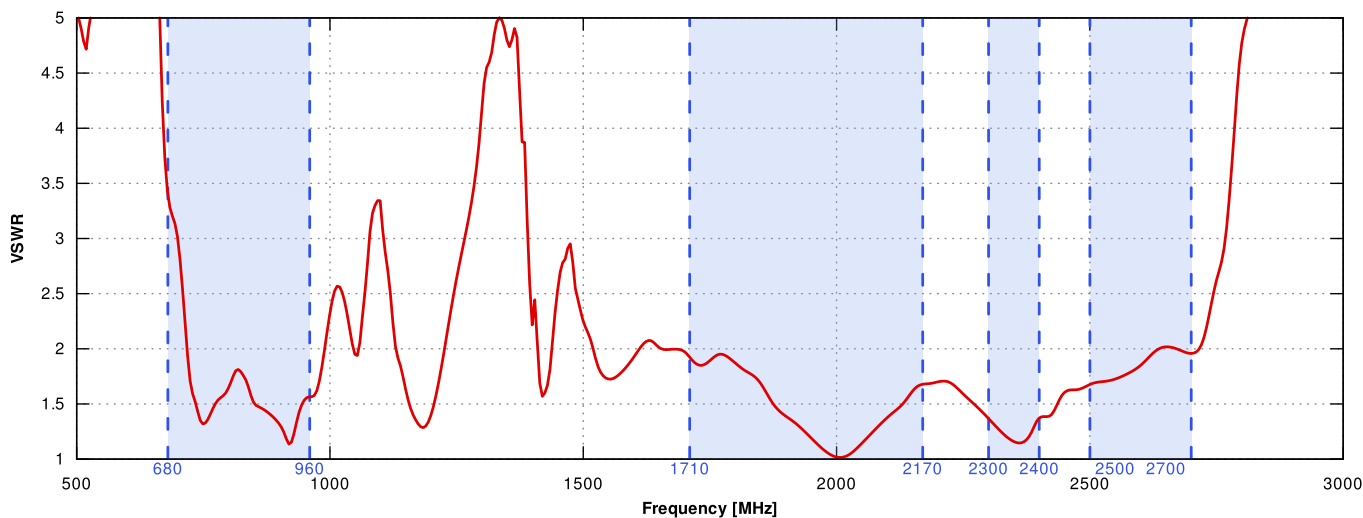
2700  
MHz

## PLOTS

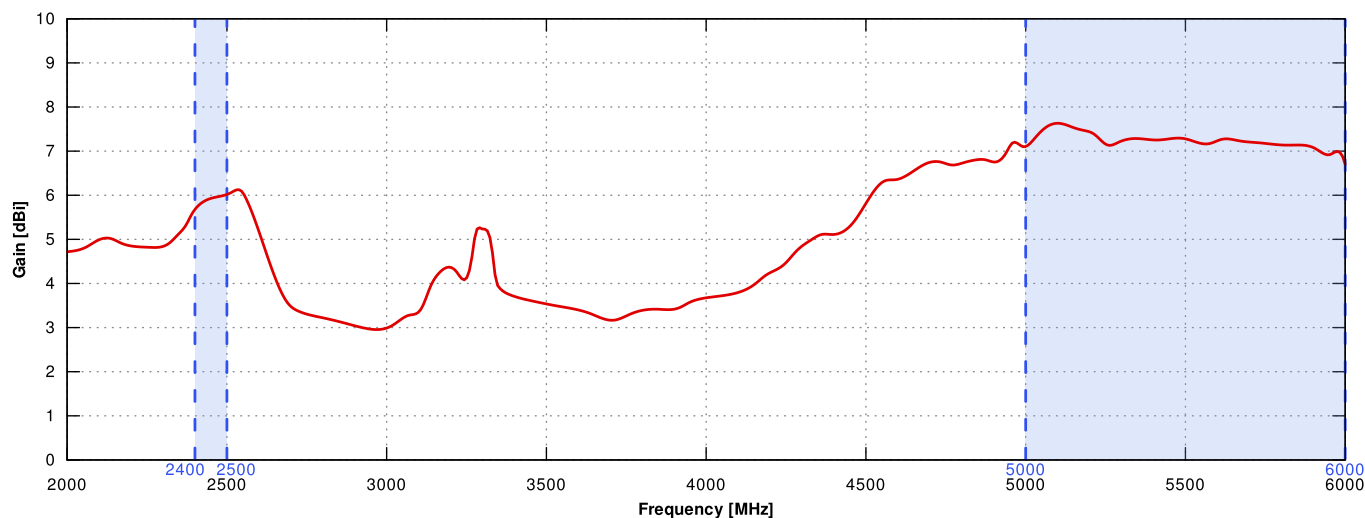
VSWR for Wi-Fi antenna



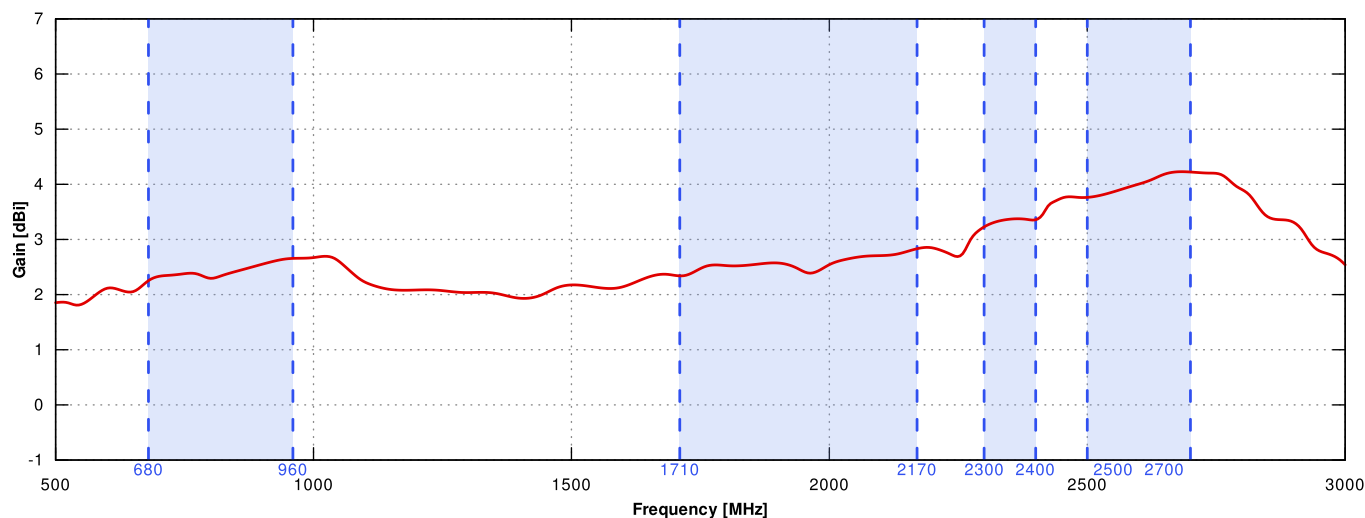
VSWSR for LTE antenna



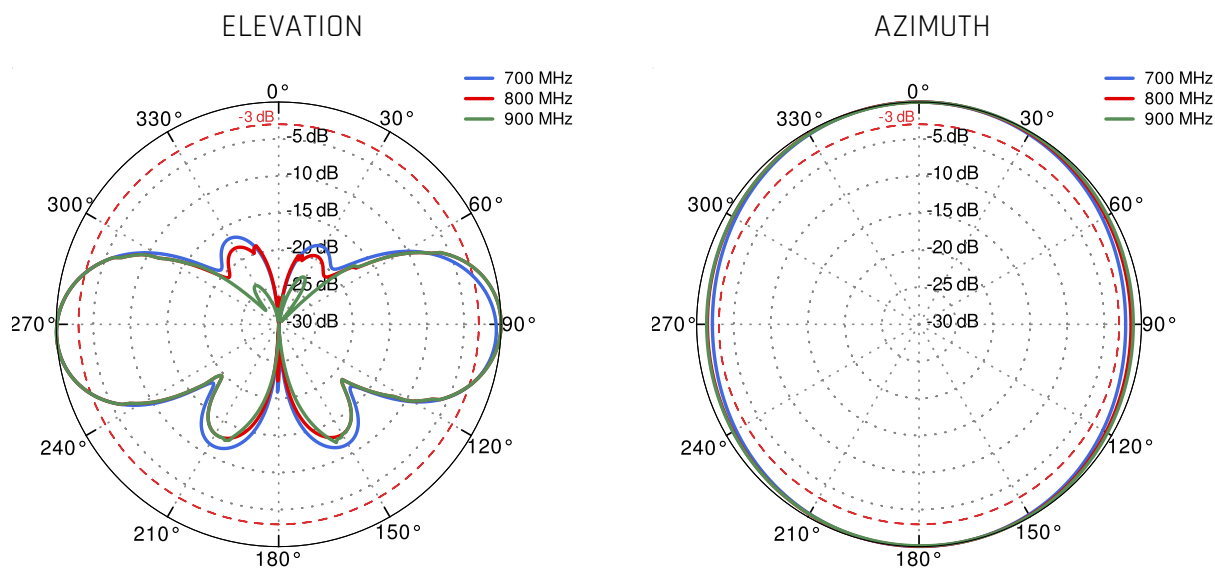
## Gain for Wi-Fi antenna



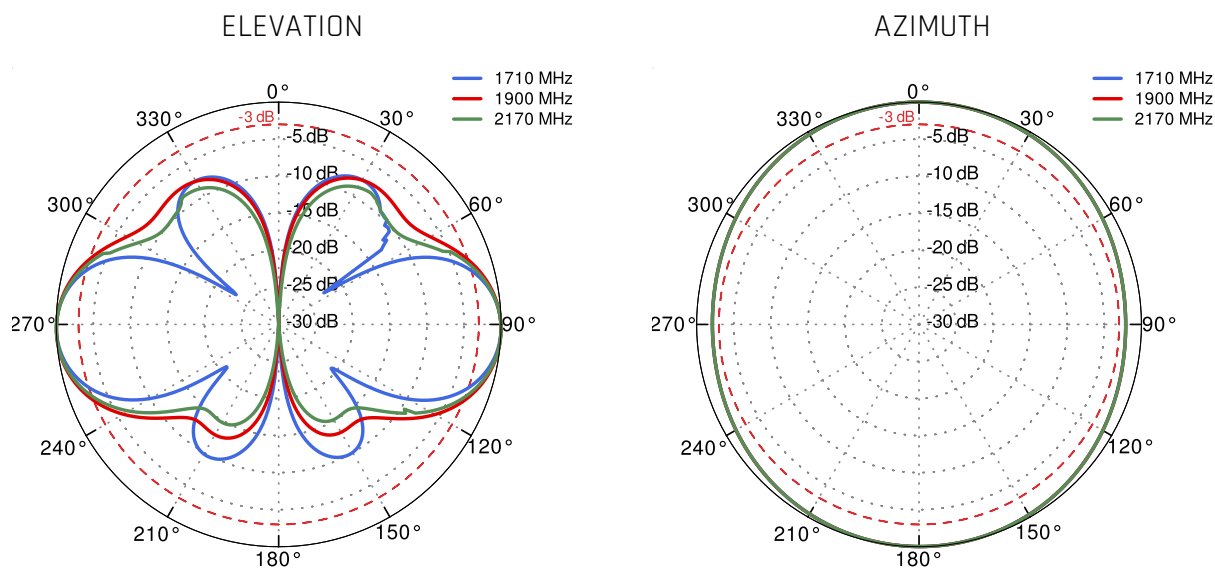
## Gain for LTE antenna



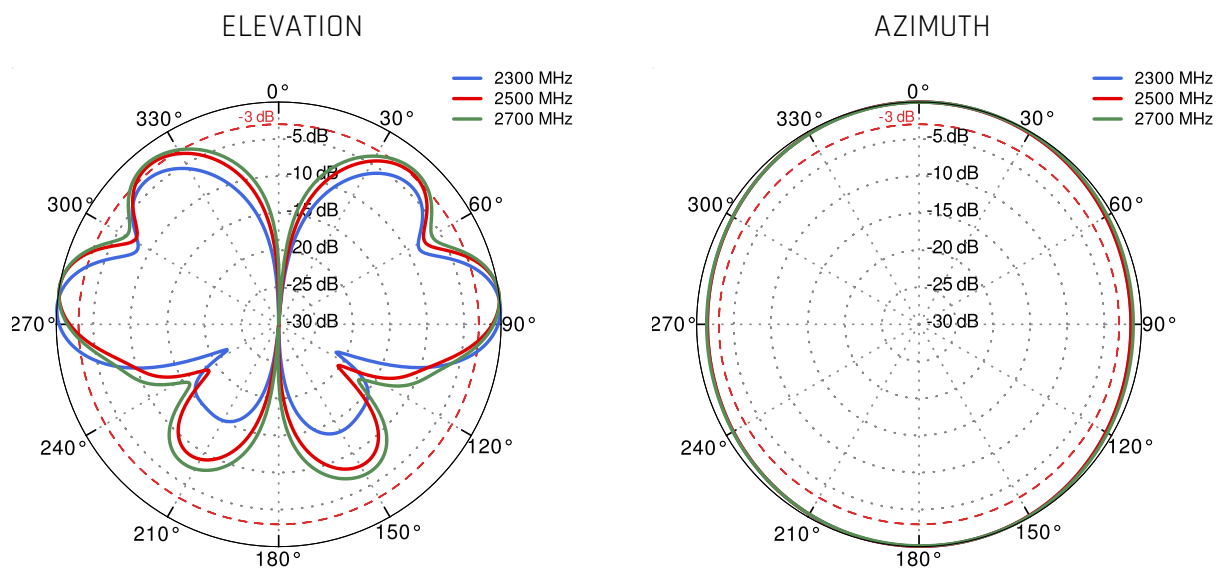
## LTE from 700MHz to 900MHz



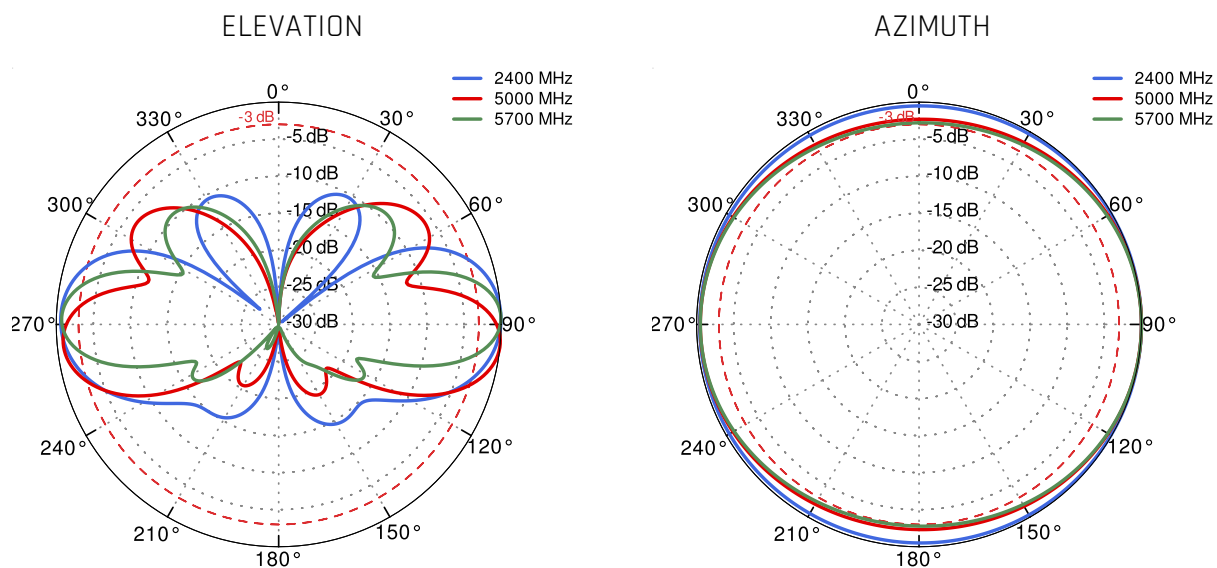
## LTE from 1.71GHz to 2.17GHz



# LTE from 2.3GHz to 2.7GHz



# Wi-Fi 2.4GHz and 5GHz



## DIMENSIONS

